

INDEPENDENT AUDITOR'S REPORT

To the Members of **ReNew Akshay Urja Limited (formerly known as "ReNew Akshay Urja Private Limited")**

Report on the Ind AS Financial Statements

We have audited the accompanying Ind AS financial statements of ReNew Akshay Urja Limited ("the Company"), which comprise the Balance Sheet as at March 31, 2018, the Statement of Profit and Loss, including the statement of Other Comprehensive Income, the Cash Flow Statement and the Statement of Changes in Equity for the year then ended, and a summary of significant accounting policies and other explanatory information.

Management's Responsibility for the Financial Statements

The Company's Board of Directors is responsible for the matters stated in Section 134(5) of the Companies Act, 2013 ("the Act") with respect to the preparation of these Ind AS financial statements that give a true and fair view of the financial position, financial performance including other comprehensive income, cash flows and changes in equity of the Company in accordance with accounting principles generally accepted in India, including the Indian Accounting Standards (Ind AS) specified under section 133 of the Act, read with the Companies (Indian Accounting Standards) Rules, 2015, as amended. This responsibility also includes maintenance of adequate accounting records in accordance with the provisions of the Act for safeguarding of the assets of the Company and for preventing and detecting frauds and other irregularities; selection and application of appropriate accounting policies; making judgments and estimates that are reasonable and prudent; and the design, implementation and maintenance of adequate internal financial control that were operating effectively for ensuring the accuracy and completeness of the accounting records, relevant to the preparation and presentation of the Ind AS financial statements that give a true and fair view and are free from material misstatement, whether due to fraud or error.

Auditor's Responsibility

Our responsibility is to express an opinion on these Ind AS financial statements based on our audit. We have taken into account the provisions of the Act, the accounting and auditing standards and matters which are required to be included in the audit report under the provisions of the Act and the Rules made thereunder. We conducted our audit of the standalone Ind AS financial statements in accordance with the Standards on Auditing, issued by the Institute of Chartered Accountants of India, as specified under Section 143(10) of the Act. Those Standards require that we comply with ethical requirements and plan and perform the audit to obtain reasonable assurance about whether the financial statements are free from material misstatement.

An audit involves performing procedures to obtain audit evidence about the amounts and disclosures in the financial statements. The procedures selected depend on the auditor's judgment, including the assessment of the risks of material misstatement of the Ind AS financial statements, whether due to fraud or error. In making those risk assessments, the auditor considers internal financial control relevant to the Company's preparation of the Ind AS financial statements that give a true and fair view in order to design audit procedures that are appropriate in the circumstances. An audit also includes evaluating



the appropriateness of accounting policies used and the reasonableness of the accounting estimates made by the Company's Directors, as well as evaluating the overall presentation of the Ind AS financial statements. We believe that the audit evidence we have obtained is sufficient and appropriate to provide a basis for our audit opinion on the Ind AS financial statements.

Opinion

In our opinion and to the best of our information and according to the explanations given to us, the Ind AS financial statements give the information required by the Act in the manner so required and give a true and fair view in conformity with the accounting principles generally accepted in India, of the state of affairs of the Company as at March 31, 2018, its profit including other comprehensive income, its cash flows and the changes in equity for the year ended on that date.

Report on Other Legal and Regulatory Requirements

1. As required by the Companies (Auditor's report) Order, 2016 ("the Order") issued by the Central Government of India in terms of sub-section (11) of section 143 of the Act, we give in the Annexure 1 a statement on the matters specified in paragraphs 3 and 4 of the Order.
2. As required by section 143 (3) of the Act, we report that:
 - (a) We have sought and obtained all the information and explanations which to the best of our knowledge and belief were necessary for the purpose of our audit;
 - (b) In our opinion, proper books of account as required by law have been kept by the Company so far as it appears from our examination of those books;
 - (c) The Balance Sheet, Statement of Profit and Loss including the Statement of Other Comprehensive Income, the Cash Flow Statement and Statement of Changes in Equity dealt with by this Report are in agreement with the books of account;
 - (d) In our opinion, the aforesaid Ind AS financial statements comply with the Accounting Standards specified under section 133 of the Act, read with Companies (Indian Accounting Standards) Rules, 2015, as amended;
 - (e) On the basis of written representations received from the directors as on March 31, 2018, and taken on record by the Board of Directors, none of the directors is disqualified as on March 31, 2018, from being appointed as a director in terms of section 164 (2) of the Act;
 - (f) With respect to the adequacy of the internal financial controls over financial reporting of the Company with reference to these Ind AS financial statements and the operating effectiveness of such controls, refer to our separate Report in "Annexure 2" to this report;
 - (g) With respect to the other matters to be included in the Auditor's Report in accordance with Rule 11 of the Companies (Audit and Auditors) Rules, 2014, in our opinion and to the best of our information and according to the explanations given to us:
 - i. The Company does not have any pending litigations which would impact its financial position;
 - ii. The Company did not have any long-term contracts including derivative contracts for which there were any material foreseeable losses



S.R. BATLIBOI & Co. LLP

Chartered Accountants

- iii. There were no amounts which were required to be transferred to the Investor Education and Protection Fund by the Company.

For **S.R. Batliboi & CO. LLP**

Chartered Accountants

ICAI Firm Registration Number: 301003E/E300005

per Amit Chugh

Partner

Membership Number: 505224



Place of Signature: Gurugram

Date: 29 May 2018

Annexure 1 referred to in paragraph 1 of our report of even date under section 'Report on other legal and regulatory requirements'

Re: ReNew Akshay Urja Limited ("the Company")

- (i) (a) The Company has maintained proper records showing full particulars, including quantitative details and situation of fixed assets.
- (b) Fixed assets have been physically verified by the management during the year and no material discrepancies were identified on such verification.
- (c) According to information and explanations given by the management, the title deeds of immovable properties included in property, plant and equipment are held in the name of the company, except for 1 cases of freehold land amounting to Rs. 0.53 million as at March 31, 2018, for which title deed were not made available to us for verification and hence we are unable to comment on the same. It has been explained to us that the title deed in 1 cases of freehold land have been given as security (mortgage and charge) against the debenture issued. Original title deeds are kept with the Catalyst Trusteeship Limited, Security Trustee as security for debenture-holders. Accordingly, it could not be made available to us for our verification. Further the same has not been independently confirmed by the Security Trustee.
- (ii) The Company's business does not involve inventories and accordingly, the requirements under paragraph 3(ii) of the Order are not applicable to the Company.
- (iii) According to the information and explanations given to us, the Company has not granted any loans, secured or unsecured to companies, firms, Limited Liability Partnerships or other parties covered in the register maintained under section 189 of the Companies Act, 2013. Accordingly, the provisions of clause 3(iii) (a), (b) and (c) of the Order are not applicable to the Company and hence not commented upon.
- (iv) In our opinion and according to the information and explanations given to us, there are no loans, guarantees and securities granted in respect of which provisions of section 185 of the Companies Act, 2013 are applicable. Further, since the Company is an infrastructure company within the meaning of Schedule VI of the Companies Act, 2013, the provision of section 186 of the Companies Act, 2013 is not applicable.
- (v) The Company has not accepted any deposits within the meaning of Sections 73 to 76 of the Act and the Companies (Acceptance of Deposits) Rules, 2014 (as amended). Accordingly, the provisions of clause 3(v) of the Order are not applicable.
- (vi) We have broadly reviewed the books of account maintained by the Company pursuant to the rules made by the Central Government for the maintenance of cost records under section 148(1) of the Companies Act, 2013 and are of the opinion that prima facie, the specified accounts and records have been made and maintained. We have not, however, made a detailed examination of the same.



S.R. BATLIBOI & Co. LLP

Chartered Accountants

- (vii) (a) Undisputed statutory dues including income-tax, sales-tax, service tax, customs duty, value added tax, cess, goods and service tax, cess and other statutory dues have generally been regularly deposited with the appropriate authorities though there has been a slight delay in a few cases. The provisions relating to provident fund, employees' state insurance and excise duty are not applicable to the Company.
- (b) According to the information and explanations given to us, no undisputed amounts payable in respect of income-tax, service tax, sales-tax, customs duty, value added tax, goods and service tax, cess and other statutory dues were outstanding, at the year end, for a period of more than six months from the date they became payable. The provisions relating to provident fund, employees' state insurance and excise duty are not applicable to the Company.
- (c) According to the information and explanations given to us, there are no dues of income tax, sales-tax, service tax, customs duty, excise duty, value added tax, goods and service tax and cess which have not been deposited on account of any dispute.
- (viii) In our opinion and according to the information and explanations given by the management, the Company has not defaulted in repayment of dues to financial institutions or a bank or debenture holders. The Company did not have any loans or borrowing in respect of a government during the year.
- (ix) In our opinion and according to the information and explanations given by the management, the Company has utilized the monies raised by way of debentures for the purposes for which they were raised. The Company has not raised any money by way of term loans or initial public offer / further public offer.
- (x) Based upon the audit procedures performed for the purpose of reporting the true and fair view of the financial statements and according to the information and explanations given by the management, we report that no fraud by the Company or no fraud on the Company by the officers and employees of the Company has been noticed or reported during the year.
- (xi) According to the information and explanations given by the management, the provisions of section 197 read with Schedule V of the Act is not applicable to the Company and hence reporting under clause 3(xi) are not applicable and hence not commented upon. Refer note 26(h) of the financial statements.
- (xii) In our opinion, the Company is not a nidhi company. Therefore, the provisions of clause 3 (xii) of the order are not applicable to the Company and hence not commented upon.
- (xiii) According to the information and explanations given by the management, transactions with the related parties are in compliance with section 177 and 188 of Companies Act, 2013 where applicable and the details have been disclosed in the notes to the financial statements, as required by the applicable accounting standards. Also refer note 37 of the financial statements.
- (xiv) According to the information and explanations given to us and on an overall examination of the balance sheet, the company has not made any preferential allotment or private placement of shares or fully or partly convertible debentures during the year under review and hence, reporting requirements under clause 3(xiv) are not applicable to the company and, not commented upon.
- (xv) According to the information and explanations given by the management, the Company has not entered into any non-cash transactions with directors or persons connected with him as referred to in section 192 of Companies Act, 2013.



S.R. BATLIBOI & Co. LLP

Chartered Accountants

- (xvi) According to the information and explanations given to us, the provisions of section 45-IA of the Reserve Bank of India Act, 1934 are not applicable to the Company.

S.R. Batliboi & Co. LLP

Chartered Accountants

ICAI Firm Registration Number: 301003E/E300005

per Amit Chugh

Partner

Membership Number: 505224



Place of Signature: Gurugram

Date: 29 May 2018

**Annexure 2 to the Independent Auditor's Report of even date on the financial statements of
ReNew Akshay Urja Limited**

**Report on the Internal Financial Controls under Clause (i) of Sub-section 3 of Section 143 of the
Companies Act, 2013 ("the Act")**

We have audited the internal financial controls over financial reporting of ReNew Akshay Urja Limited ("the Company") as of March 31, 2018 in conjunction with our audit of the Ind AS financial statements of the Company for the year ended on that date.

Management's Responsibility for Internal Financial Controls

The Company's Management is responsible for establishing and maintaining internal financial controls based on the internal control over financial reporting criteria established by the Company considering the essential components of internal control stated in the Guidance Note on Audit of Internal Financial Controls Over Financial Reporting issued by the Institute of Chartered Accountants of India. These responsibilities include the design, implementation and maintenance of adequate internal financial controls that were operating effectively for ensuring the orderly and efficient conduct of its business, including adherence to the Company's policies, the safeguarding of its assets, the prevention and detection of frauds and errors, the accuracy and completeness of the accounting records, and the timely preparation of reliable financial information, as required under the Companies Act, 2013.

Auditor's Responsibility

Our responsibility is to express an opinion on the Company's internal financial controls over financial reporting with reference to these Ind AS financial statements based on our audit. We conducted our audit in accordance with the Guidance Note on Audit of Internal Financial Controls Over Financial Reporting (the "Guidance Note") and the Standards on Auditing as specified under section 143(10) of the Companies Act, 2013, to the extent applicable to an audit of internal financial controls and, both issued by the Institute of Chartered Accountants of India. Those Standards and the Guidance Note require that we comply with ethical requirements and plan and perform the audit to obtain reasonable assurance about whether adequate internal financial controls over financial reporting with reference to these Ind AS financial statements was established and maintained and if such controls operated effectively in all material respects.

Our audit involves performing procedures to obtain audit evidence about the adequacy of the internal financial controls over financial reporting with reference to these Ind AS financial statements and their operating effectiveness. Our audit of internal financial controls over financial reporting included obtaining an understanding of internal financial controls over financial reporting with reference to these Ind AS financial statements, assessing the risk that a material weakness exists, and testing and evaluating the design and operating effectiveness of internal control based on the assessed risk. The procedures selected depend on the auditor's judgement, including the assessment of the risks of material misstatement of the financial statements, whether due to fraud or error.

We believe that the audit evidence we have obtained is sufficient and appropriate to provide a basis for our audit opinion on the internal financial controls over financial reporting with reference to these Ind AS financial statements.

**Meaning of Internal Financial Controls Over Financial Reporting with reference to these Ind AS
financial statements**

A company's internal financial control over financial reporting with reference to these Ind AS financial statements is a process designed to provide reasonable assurance regarding the reliability of financial



S.R. BATLIBOI & CO. LLP

Chartered Accountants

reporting and the preparation of financial statements for external purposes in accordance with generally accepted accounting principles. A company's internal financial control over financial reporting with reference to these Ind AS financial statements includes those policies and procedures that (1) pertain to the maintenance of records that, in reasonable detail, accurately and fairly reflect the transactions and dispositions of the assets of the company; (2) provide reasonable assurance that transactions are recorded as necessary to permit preparation of financial statements in accordance with generally accepted accounting principles, and that receipts and expenditures of the company are being made only in accordance with authorisations of management and directors of the company; and (3) provide reasonable assurance regarding prevention or timely detection of unauthorised acquisition, use, or disposition of the company's assets that could have a material effect on the financial statements.

Inherent Limitations of Internal Financial Controls over Financial Reporting with reference to these Ind AS financial statements

Because of the inherent limitations of internal financial controls over financial reporting with reference to these Ind AS financial statements, including the possibility of collusion or improper management override of controls, material misstatements due to error or fraud may occur and not be detected. Also, projections of any evaluation of the internal financial controls over financial reporting with reference to these Ind AS financial statements to future periods are subject to the risk that the internal financial control over financial reporting with reference to these Ind AS financial statements may become inadequate because of changes in conditions, or that the degree of compliance with the policies or procedures may deteriorate.

Opinion

In our opinion, the Company has, in all material respects, an adequate internal financial controls over financial reporting with reference to these Ind AS financial statements and such internal financial controls over financial reporting with reference to these Ind AS financial statements were operating effectively as at March 31, 2018, based on the internal control over financial reporting criteria established by the Company considering the essential components of internal control stated in the Guidance Note on Audit of Internal Financial Controls Over Financial Reporting issued by the Institute of Chartered Accountants of India.

For **S.R. Batliboi & CO. LLP**

Chartered Accountants

ICAI Firm Registration Number: 301003E/E300005

per **Amit Chugh**

Partner

Membership Number: 505224



Place of Signature: Gurugram

Date: 29 May 2018

ReNew Akshay Urja Limited (formerly known as ReNew Akshay Urja Private Limited)

Balance Sheet as at 31 March 2018

(Amounts in INR millions, unless otherwise stated)

	Notes	As at 31 March 2018	As at 31 March 2017
Assets			
Non-current assets			
Property, plant and equipment	4	8,731	9,083
Capital work in progress	4	42	9
Financial assets			
Loans	5	0	0
Deferred tax assets (net)	6	130	98
Prepayments	7	33	-
Other non-current assets	8	11	10
Total non-current assets		8,947	9,200
Current assets			
Financial assets			
Trade receivables	9	306	152
Cash and cash equivalent	10	7	571
Bank balances other than cash and cash equivalent	10	96	173
Loans	5	1,104	-
Others	5	177	182
Prepayments	7	50	5
Other current assets	8	2	5
Total current assets		1,742	1,088
Total assets		10,689	10,288
Equity and liabilities			
Equity			
Equity share capital	11A	133	133
Other equity			
Equity component of compulsory convertible debentures	11B	1,144	1,144
Share premium	12A	1,200	1,200
Debenture redemption reserve	12B	154	-
Hedging reserve	12C	-	(110)
Retained earnings	12D	325	272
Total equity		2,956	2,639
Non-current liabilities			
Financial liabilities			
Long-term borrowings	13	7,110	6,595
Total non-current liabilities		7,110	6,595
Current liabilities			
Financial liabilities			
Short-term borrowings	14	23	50
Trade payables	15	249	176
Derivative instruments	16	-	350
Other current financial liabilities	17	348	445
Other current liabilities	18	3	11
Short-term provisions	19	-	22
Total current liabilities		623	1,054
Total liabilities		7,733	7,649
Total equity and liabilities		10,689	10,288

Summary of significant accounting policies 3

The accompanying notes are an integral part of the financial statements

As per our report of even date

For S.R. Batliboi & Co. LLP

ICAI Firm Registration No.: 301003E/E300005

Chartered Accountants

per Amit Chugh
Partner
Membership No.: 505224
Place: Gurugram
Date: 29 May, 2018



**For and on behalf of the
ReNew Akshay Urja Limited (formerly known as ReNew Akshay Urja Private Limited)**

Managing Director

(Rahul Jain)

DIN- 07641891

Place: Shanghai, China

Date: 29 May, 2018

Chief Financial Officer

(Manish Karamchandani)

Place: Gurugram

Date: 29 May, 2018

Director

(Gaurav Wadhwa)

DIN- 07641926

Place: Shanghai, China

Date: 29 May, 2018

Company Secretary

(Raman Singh)

Membership No.: A32716

Place: Gurugram

Date: 29 May, 2018

ReNew Akshay Urja Limited (formerly known as ReNew Akshay Urja Private Limited)
Statement of Profit and Loss for the year ended 31 March 2018
(Amounts in INR millions, unless otherwise stated)

	Notes	For the year ended 31 March 2018	For the year ended 31 March 2017
Income:			
Revenue from operations	20	1,538	1,170
Other income	21	71	51
Total income		1,609	1,221
Expenses:			
Other expenses	22	189	158
Total expenses		189	158
Earning before interest, tax, depreciation and amortization (EBITDA)		1,420	1,063
Depreciation and amortization expense	23	366	320
Finance costs	24	893	518
Profit before tax		161	225
Tax expense			
Current tax	6	35	49
Deferred tax	6	(81)	(49)
Profit for the year	(a)	207	225
Other comprehensive income (OCI)			
Items that will be reclassified to profit or loss in subsequent periods			
Net movement on cash flow hedges		159	(214)
Income tax effect		(49)	66
Net other comprehensive income that will be reclassified to profit or loss in subsequent periods	(b)	110	(148)
Total comprehensive income for the year	(a) + (b)	317	77
Earnings per share:			
(face value per share: INR 10)			
(1) Basic	25	15.55	16.90
(2) Diluted		9.06	9.84

Summary of significant accounting policies

The accompanying notes are an integral part of the financial statements

As per our report of even date

For S.R. Batliboi & Co. LLP

ICAI Firm Registration No.: 301003E/E300005

Chartered Accountants

per Amit Chugh
Partner

Membership No.: 505224

Place: Gurugram

Date: 29 May, 2018



For and on behalf of the
ReNew Akshay Urja Limited (formerly known as ReNew Akshay Urja Private Limited)

Managing Director
(Rahul Jain)
DIN- 07641891

Place: Shanghai, China

Date: 29 May 2018

Director

(Gaurav Wadhwa)

DIN- 07641926

Place: Shanghai, China

Date: 29 May 2018

Chief Financial Officer
(Manish Karamchandani)

Place: Gurugram

Date: 29 May, 2018

Company Secretary
(Raman Singh)

Membership No.: A32716

Place: Gurugram

Date: 29 May, 2018

ReNew Akshay Urja Limited (formerly known as ReNew Akshay Urja Private Limited)
Statement of Cash Flows for the year ended 31 March 2018
(Amounts in INR millions, unless otherwise stated)

Particulars	For the year ended 31 March 2018	For the year ended 31 March 2017
Profit before tax	161	225
Adjustments for:		
Depreciation and amortisation expense	366	320
Interest income	(70)	(36)
Interest expense	596	515
Unamortised ancillary borrowing cost written off	98	-
Operating profit/(loss) before working capital changes	1,151	1,024
Movement in working capital		
(Increase)/decrease in trade receivables	(154)	(152)
(Increase)/decrease in other current assets	3	5
(Increase)/decrease in other current financial assets	9	(179)
(Increase)/decrease in prepayments	(77)	(3)
(Increase)/decrease in other non-current financial assets	(0)	0
(Increase)/decrease in other non-current assets	(1)	100
Increase/(decrease) in other current liabilities	(8)	2
Increase/(decrease) in trade payables	73	76
Increase/(decrease) in other current financial liabilities	0	-
Cash generated from operations	996	873
Direct taxes paid (net of refunds)	(60)	(32)
Net cash generated/(used) in operating activities	936	841
Cash flow from investing activities		
Purchase of Property, Plant and Equipment including capital work in progress and capital advances	(326)	(1,451)
Net (Investments)/Redemption of bank deposits having residual maturity more than 3 months	77	145
Investment in fellow subsidiaries	(1,104)	-
Interest received	66	46
Net cash used in investing activities	(1,287)	(1,260)
Cash flow from financing activities		
Proceeds from long-term borrowings	7,600	1,400
Repayment of long-term borrowings	(6,940)	-
Proceeds from short-term borrowings	981	50
Repayment of short-term borrowings	(1,008)	-
Interest paid	(846)	(497)
Net cash generated from financing activities	(213)	953
Net (decrease) / increase in cash and cash equivalents	(564)	534
Cash and cash equivalents at the beginning of the year	571	37
Cash and cash equivalents at the end of the year	7	571
Components of cash and cash equivalents		
Cash and cheques on hand	-	-
Balances with banks:		
- On current accounts	7	188
- On deposit accounts with original maturity of less than 3 months	-	383
Total cash and cash equivalents (note 10)	7	571

Changes in liabilities arising from financing activities

Particulars	Opening balance as at 1 April 2017	Cash flows (net)	Non-cash changes			Closing balance as at 31 March 2018
			Foreign Exchange	Mark to Market	Other changes (Ancillary Borrowing Cost)	
Long-term borrowings (including current maturities and net of ancillary borrowings cost incurred)	6,612	576	95	-	108	7,392
Short-term borrowings	50	(27)	-	-	-	23
Derivative instruments	350	(286)	-	(64)	-	-
Total liabilities from financing activities	7,012	264	95	(64)	108	7,415

Notes:

1. The cash flow statement has been prepared under the indirect method as set out in the Ind AS 7 "Statement of Cash Flows".

As per our report of even date

For **S.R. Batliboi & Co. LLP**
ICAI Firm Registration No.: 301003E/E300005
Chartered Accountants

per Ankit Chugh
Partner
Membership No.: 505224
Place: Gurugram
Date: 29 May, 2018



For and on behalf of the
ReNew Akshay Urja Limited (formerly known as ReNew Akshay Urja Private Limited)

Managing Director
(Rahul Jain)
DIN- 07641891
Place: Shanghai, China
Date: 29 May, 2018

Chief Financial Officer
(Manish Karamchandani)

Place: Gurugram
Date: 29 May, 2018

Director
(Gaurav Wadhwa)
DIN- 07641926
Place: Shanghai, China
Date: 29 May, 2018

Company Secretary
(Raman Singh)

Membership No.: A32716
Place: Gurugram
Date: 29 May, 2018

ReNew Akshay Urja Limited (formerly known as ReNew Akshay Urja Private Limited)
Statement of Changes in Equity for the year ended 31 March 2018
(Amounts in INR millions, unless otherwise stated)

Particulars	Attributable to the equity holders of the Company						Total equity
	Equity share capital	Equity component of compulsorily convertible debentures	Reserves and Surplus			Items of OCI	
			Share premium	Retained earnings	Debenture redemption reserve	Hedging Reserve	
	(refer note 11A)	(refer note 11B)	(refer note 12A)	(refer note 12D)	(refer note 12B)	(refer note 12C)	
At 1 April 2016	133	1,144	1,200	47	-	38	2,562
Profit for the year	-	-	-	225	-	-	225
Other comprehensive income (net of taxes)	-	-	-	-	-	(148)	(148)
Total comprehensive income	-	-	-	225	-	(148)	77
Debenture redemption reserve	-	-	-	-	-	-	-
At 31 March 2017	133	1,144	1,200	272	-	(110)	2,639
Profit for the year	-	-	-	207	-	-	207
Other comprehensive income (net of taxes)	-	-	-	-	-	110	110
Total Comprehensive Income	-	-	-	207	-	110	317
Debenture redemption reserve	-	-	-	(154)	154	-	-
At 31 March 2018	133	1,144	1,200	325	154	-	2,956

The accompanying notes are an integral part of the financial statements

For S.R. Batliboi & Co. LLP

ICAI Firm Registration No.: 301003E/E300005
Chartered Accountants

per Anil Chugh
Partner
Membership No.: 505224
Place: Gurugram
Date: 29 May, 2018



For and on behalf of the
ReNew Akshay Urja Limited (formerly known as ReNew Akshay Urja Private Limited)

(Signature)
Managing Director
(Rahul Jain)

DIN- 07641891
Place: Shanghai, China
Date: 29 May 2018

(Signature)

Director
(Gaurav Wadhwa)
DIN- 07641926
Place: Shanghai, China
Date: 29 May 2018

(Signature)
Chief Financial Officer
(Manish Karamchandani)

Place: Gurugram
Date: 29 May 2018

(Signature)
Company Secretary
(Raman Singh)

Membership No.: A32716
Place: Gurugram
Date: 29 May 2018



ReNew Akshay Urja Limited (formerly known as ReNew Akshay Urja Private Limited)
Notes to Financial Statements for the year ended 31 March 2018
(Amounts in INR millions, unless otherwise stated)

1 General information

ReNew Akshay Urja Limited (formerly known as ReNew Akshay Urja Private Limited) ('the Company') is a public limited company domiciled in India. The Company was converted into a public company with effect from 1 November 2017 and consequently the name of the Company has changed from ReNew Akshay Urja Private Limited to ReNew Akshay Urja Limited.

During the year, the Company issued and allotted 7,600 Non -Convertible Debentures at a face value of INR 1,000,000 each to (Total value INR 7,600,000,000) for the purpose of refinancing of existing term loans on 20 September 2017 and the same are listed under the Wholesale Debt Market Segment of National Stock Exchange with effect from 13 October 2017.

The registered office of the Company is located at 138, Ansal Chamber - II Bikaji Cama Place, New Delhi-110066. The Company is carrying out business activities relating to generation of power through non-conventional and renewable energy sources.

The Financial Statements of the Company were authorised for issue by the Company's Board of Directors on 29 May 2018.

2 Basis of preparation

The Company prepared its Financial Statements as per Ind AS prescribed under Section 133 of the Act read with Rule 3 of the Companies (Indian Accounting Standards) Rules, 2015 and Companies (Indian Accounting Standards) Amendment Rules, 2016.

The Financial Statements have been prepared using presentation and disclosure requirements of the Schedule III of Companies Act, 2013.

The Financial Statements have been prepared on a historical cost basis, except for the following assets and liabilities which have been measured at fair value:

- Derivative financial instruments
- Financial assets and liabilities measured at fair value (refer accounting policy regarding financial instruments)

The accounting policies and estimates adopted in the preparation of Financial Statements are consistent with those used in the annual financial statements for the year ended 31 March 2017.

3 Summary of Significant Accounting Policies

a) Use of Estimates

The preparation of Financial Statements in conformity with Indian GAAP requires the Management to make judgments, estimates and assumptions that affect the reported amounts of revenues, expenses, assets and liabilities and the disclosure of contingent liabilities, at the end of the reporting period. Although these estimates are based on the Management's best knowledge of current events and actions, uncertainty about these assumptions and estimates could result in the outcomes requiring a material adjustment to the carrying amounts of assets or liabilities in future periods.

b) Current versus non-current classification

The Company presents assets and liabilities in the balance sheet based on current/ non-current classification.

An asset is treated as current when it is:

- Expected to be realised or intended to sold or consumed in normal operating cycle
- Held primarily for the purpose of trading
- Expected to be realised within twelve months after the reporting period, or
- Cash or cash equivalents unless restricted from being exchanged or used to settle a liability for at least twelve months after the reporting period

All other assets are classified as non-current.

A liability is treated as current when it is:

- Expected to be settled in normal operating cycle
- Held primarily for the purpose of trading
- Due to be settled within twelve months after the reporting period, or
- There is no unconditional right to defer the settlement of the liability for at least twelve months after the reporting period

All other liabilities are classified as non-current.

Deferred tax assets/liabilities are classified as non-current assets/liabilities.

The operating cycle is the time between the acquisition of assets for processing and their realisation/settlement in cash and cash equivalents. The company has identified twelve months as their operating cycle for classification of their current assets and liabilities.

c) Fair value measurement

The Company measures financial instruments, such as, derivatives at fair value at each balance sheet date.


Fair value is the price that would be received to sell an asset or paid to transfer a liability in an orderly transaction between market participants at the measurement date. The fair value measurement is based on the presumption that the transaction to sell the asset or transfer the liability takes place either:

- In the principal market for the asset or liability, or
- In the absence of a principal market, in the most advantageous market for the asset or liability

The principal or the most advantageous market must be accessible by the Company.

The fair value of an asset or a liability is measured using the assumptions that market participants would use when pricing the asset or liability, assuming that market participants act in their economic best interest. The fair value measurement of a non-financial asset takes into account a market participant's ability to generate economic benefits by using the asset in its highest and best use or by selling it to another market participant that would use the asset in its highest and best use.

The Company uses valuation techniques that are appropriate in the circumstances and for which sufficient data are available to measure fair value, maximising the use of relevant observable inputs and minimising the use of unobservable inputs.



All assets and liabilities for which fair value is measured in the financial statements are categorised within the fair value hierarchy, described as follows, based on the lowest level input that is significant to the fair value measurement as a whole:

- Level 1 — Quoted (unadjusted) market prices in active markets for identical assets or liabilities
- Level 2 — Valuation techniques for which the lowest level input that is significant to the fair value measurement is directly or indirectly observable
- Level 3 — Valuation techniques for which the lowest level input that is significant to the fair value measurement is unobservable

For the purpose of fair value disclosures, the Company has determined classes of assets and liabilities on the basis of the nature, characteristics and risks of the asset or liability and the level of the fair value hierarchy. (Refer Note 30 and 31).

At each reporting date, the management of the Company analyses the movements in the values of assets and liabilities which are required to be remeasured or re-assessed as per the accounting policies of the Company.

At each reporting date, the management of the Company analyses the movements in the values of assets and liabilities which are required to be remeasured or re-assessed as per the accounting policies of the Company.

For assets and liabilities that are recognised in the Financial Statements on a recurring basis, the Company determines whether transfers have occurred between levels in the hierarchy by re-assessing categorisation (based on the lowest level input that is significant to the fair value measurement as a whole) at the end of each reporting period.

For assets and liabilities that are recognised in the Financial Statements on a recurring basis, the Company determines whether transfers have occurred between levels in the hierarchy by re-assessing categorisation (based on the lowest level input that is significant to the fair value measurement as a whole) at the end of each reporting period.

This note summarises the accounting policy for determination of fair value. Other fair value related disclosures are given in the relevant notes as following:

- Disclosures for significant estimates and assumptions (Refer Note 33)
- Quantitative disclosures of fair value measurement hierarchy (Refer Note 31)
- Financial instruments (including those carried at amortised cost) (Refer Note 30)

d) Revenue recognition

Revenue is recognised to the extent that it is probable that the economic benefits will flow to the Company and the revenue can be reliably measured, regardless of when the payment is being made. The following specific recognition criteria must also be met before revenue is recognised:-

Sale of Power

Income from supply of power is recognized on the supply of units generated from the plant to the grid, as per the terms of the PPA entered into with the state electricity board.

Revenue on Construction contracts

Revenue on Construction contracts is recognized when the outcome of a construction contract can be estimated reliably, by reference to the stage of completion of the contract activity at the end of the reporting period. Any expected loss on the construction contract is recognized as an expense immediately in the reporting period.

Dividend

Dividend income is recognised when the right of the Company to receive dividend is established by the reporting date.

Interest income

For all debt instruments measured either at amortised cost or at fair value through other comprehensive income, interest income is recorded using the effective interest rate (EIR). EIR is the rate that exactly discounts the estimated future cash payments or receipts over the expected life of the financial instrument or a shorter period, where appropriate, to the gross carrying amount of the financial asset or to the amortised cost of a financial liability. When calculating the effective interest rate, the company estimates the expected cash flows by considering all the contractual terms of the financial instrument (for example, prepayment, extension, call and similar options) but does not consider the expected credit losses. Interest income is included in finance income in the Statement of Profit and Loss.



e) Foreign currencies

The Company Financial Statements are presented in Indian rupees (INR), which is also the functional currency and the currency of the primary economic environment in which the Company operate.

Transactions and balances

Transactions in foreign currencies are initially recorded by the company at their functional currency spot rates at the date the transaction first qualifies for recognition.

Monetary assets and liabilities denominated in foreign currencies are translated at the functional currency spot rates of exchange at the reporting date.

Exchange differences arising on settlement or translation of monetary items are recognised in profit or loss.

Non-monetary items that are measured in terms of historical cost in a foreign currency are translated using the exchange rates at the dates of the initial transactions. Non-monetary items measured at fair value in a foreign currency are translated using the exchange rates at the date when the fair value is determined. The gain or loss arising on translation of non-monetary items that are measured at fair value is treated in line with the recognition of the gain or loss on the change in fair value of the item (i.e. translation differences on items whose fair value gain or loss is recognised in Other Comprehensive Income (OCI) or profit or loss are also recognised in OCI or profit or loss, respectively).

f) Income taxes

Current income tax

Current income tax assets and liabilities are measured at the amount expected to be recovered from or paid to the taxation authorities. The tax rates and tax laws used to compute the amount are those that are enacted or substantively enacted, at the reporting date in India. Current income tax relating to items recognised outside profit or loss is recognised outside profit or loss (either in other comprehensive income or in equity). Management periodically evaluates positions taken in the tax returns with respect to situations in which applicable tax regulations are subject to interpretation and establishes provisions where appropriate. Current income tax assets and liabilities are offset if a legally enforceable right exists to set off these.

Deferred Tax

Deferred tax is provided using the liability method on temporary differences between the tax bases of assets and liabilities and their carrying amounts for financial reporting purposes at the reporting date. Deferred tax liabilities are recognised for all taxable temporary differences.

Deferred tax assets are recognised for all deductible temporary differences, the carry forward of unused tax credits and any unused tax losses. Deferred tax assets are recognised to the extent that it is probable that taxable profit will be available against which the deductible temporary differences, and the carry forward of unused tax credits and unused tax losses can be utilised. The carrying amount of deferred tax assets is reviewed at each reporting date and reduced to the extent that it is no longer probable that sufficient taxable profit will be available to allow all or part of the deferred tax asset to be utilised. Unrecognised deferred tax assets are re-assessed at each reporting date and are recognised to the extent that it has become probable that future taxable profits will allow the deferred tax asset to be recovered.

In situations where company is entitled to a tax holiday under the Income-tax Act, 1961, enacted in India, no deferred tax (asset or liability) is recognized in respect of temporary differences which reverse during the tax holiday period. Deferred taxes in respect of temporary differences which reverse after the tax holiday period are recognized in the year in which the temporary differences originate. However, the company restrict the recognition of deferred tax assets to the extent that it has become reasonably certain that sufficient future taxable income will be available against which such deferred tax assets can be realized.

Deferred tax assets and liabilities are measured at the tax rates that are expected to apply in the year when the asset is realised or the liability is settled, based on tax rates (and tax laws) that have been enacted or substantively enacted at the reporting date.

Deferred tax relating to items recognised outside profit or loss is recognised outside profit or loss (either in OCI or equity). Deferred tax items are recognised in correlation to the underlying transaction either in OCI or directly in equity.

Deferred tax assets and deferred tax liabilities are offset if a legally enforceable right exists to set off current tax assets against current tax liabilities and the deferred taxes relate to the same taxable entity and the same taxation authority.

Minimum Alternate Tax

Minimum Alternate Tax (MAT) paid in accordance with the tax laws, which gives future economic benefits in the form of adjustment to future income tax liability, is considered as an asset if there is convincing evidence that the Company will pay normal income tax. Accordingly, MAT is recognised as an asset in the Balance Sheet when it is probable that future economic benefit associated with it will flow to the Company.



g) Property, plant and equipment

Capital work-in-progress, plant and equipment is stated at cost, net of accumulated depreciation and accumulated impairment losses, if any. Such cost includes the cost of replacing part of the plant and equipment if the recognition criteria are met. When significant parts of plant and equipment are required to be replaced at intervals, the company depreciates them separately based on their specific useful lives. Likewise, when a major inspection is performed, its cost is recognised in the carrying amount of the plant and equipment as a replacement if the recognition criteria are satisfied. All other repair and maintenance costs are recognised in profit or loss as incurred.

Subsequent Costs

The cost of replacing a part of an item of property, plant and equipment is recognised in the carrying amount of the item of property, plant and equipment, if it is probable that the future economic benefits embodied within the part will flow to the Company and its cost can be measured reliably with the carrying amount of the replaced part getting derecognised. The cost for day-to-day servicing of property, plant and equipment are recognised in Statement of Profit and Loss as and when incurred.

As permitted by Ind AS 101 First-time Adoption of Indian Accounting Standards, the company has continued to apply paragraph 46A of AS 11 The Effects of changes in Foreign Exchange Rates under Indian GAAP.

Accordingly, the Company adjusts exchange differences arising on translation/settlement of long-term foreign currency monetary items recognised in the financial statements for the period ending immediately before the beginning of the first Ind AS financial reporting period pertaining to the acquisition of a depreciable asset to the cost of the asset and depreciates the same over the remaining life of the asset. In accordance with MCA circular dated August 09, 2012, exchange differences adjusted to the cost of fixed assets are total differences, arising on long-term foreign currency monetary items pertaining to the acquisition of a depreciable asset, for the period. In other words, the company do not differentiate between exchange differences arising from foreign currency borrowings to the extent they are regarded as an adjustment to the interest cost and other exchange difference.

Gains or losses arising from de-recognition of PPE are measured as the difference between the net disposal proceeds and the carrying amount of the asset and are recognized in the statement of profit and loss when the asset is derecognized.

Derecognition

An item of property, plant and equipment and any significant part initially recognised is derecognised upon disposal or when no future economic benefits are expected from its use or disposal. Any gain or loss arising on derecognition of the asset (calculated as the difference between the net disposal proceeds and the carrying amount of the asset) is included in the income statement when the asset is derecognised. The residual values, useful lives and methods of depreciation of property, plant and equipment are reviewed at each financial year end and adjusted prospectively, if appropriate.

h) Intangible assets

Intangible assets acquired separately are measured in initial recognition at cost. Following initial recognition, intangible assets are carried at cost less any accumulated amortization and accumulated impairment losses.

The useful lives of intangible assets are assessed as either finite or indefinite.

Intangible assets with finite lives are amortized over the useful life and assessed for impairment whenever there is an indication that the intangible asset may be impaired. The amortization period and the amortization method for an intangible asset with finite life are reviewed at least at the end of each reporting period.

i) Depreciation/amortization of PPE

Depreciation is calculated on a straight-line basis over the estimated useful lives of the assets as follows:

Category	Years
Plant and equipment	25*
Office equipment	5

* Based on an external technical assessment, the management believes that the useful lives as given above and residual value of 0%, best represents the period over which management expects to use its assets and its residual value. The useful life of plant and equipment is different from the useful life as prescribed under Part C of Schedule II of Companies Act, 2013.

The residual values, useful lives and methods of depreciation of property, plant and equipment are reviewed at each financial year end and adjusted prospectively, if appropriate.



j) Borrowing costs

Borrowing costs directly attributable to the acquisition, construction or production of an asset that necessarily takes a substantial period of time to get ready for its intended use or sale. Borrowing costs consist of interest, discount on issue, premium payable on redemption and other costs that an entity incurs in connection with the borrowing of funds (this cost also includes exchange differences to the extent regarded as an adjustment to the borrowing costs). The borrowing costs are amortised basis the Effective Interest Rate (EIR) method over the term of the loan. The EIR amortisation is recognised under finance costs in the Statement of Profit or Loss. The amount amortized for the period from disbursement of borrowed funds upto the date of capitalization of the qualifying assets is added to cost of the qualifying assets.

k) Leases

As a lessee

Operating lease payments are recognised as an expense in the statement of profit and loss on a straight-line basis over the lease term

The determination of whether an arrangement is (or contains) a lease is based on the substance of the arrangement at the inception of the lease. The arrangement is, or contains, a lease if fulfilment of the arrangement is dependent on the use of a specific asset or assets and the arrangement conveys a right to use the asset or assets, even if that right is not explicitly specified in an arrangement.

l) Impairment of non-financial assets

The company assess, at each reporting date, whether there is an indication that an asset may be impaired. If any indication exists, or when annual impairment testing for an asset is required, the company estimate the asset's recoverable amount. An asset's recoverable amount is the higher of an asset's or cash-generating units (CGU) fair value less costs of disposal and its value in use. Recoverable amount is determined for an individual asset, unless the asset does not generate cash inflows that are largely independent of those from other assets or group of assets. When the carrying amount of an asset or CGU exceeds its recoverable amount, the asset is considered impaired and is written down to its recoverable amount.

In assessing value in use, the estimated future cash flows are discounted to their present value using a pre-tax discount rate that reflects current market assessments of the time value of money and the risks specific to the asset. In determining fair value less costs of disposal, recent market transactions are taken into account. If no such transactions can be identified, an appropriate valuation model is used. These calculations are corroborated by valuation multiples, quoted share prices for publicly traded companies or other available fair value indicators.

The Company bases its impairment calculation on detailed budgets and forecast calculations, which are prepared separately for each of the Company's CGUs to which the individual assets are allocated. These budgets and forecast calculations generally cover a period of five years. For longer periods, a long-term growth rate is calculated and applied to project future cash flows after the fifth year. To estimate cash flow projections beyond periods covered by the most recent budgets/forecasts, the Company extrapolates cash flow projections in the budget using a steady or declining growth rate for subsequent years, unless an increasing rate can be justified. In any case, this growth rate does not exceed the long-term average growth rate for the products, industries, or country or countries in which the entity operates, or for the market in which the asset is used.

Impairment losses of continuing operations, including impairment on inventories, are recognised in the statement of profit and loss.

For assets excluding goodwill, an assessment is made at each reporting date to determine whether there is an indication that previously recognised impairment losses no longer exist or have decreased. If such indication exists, the company estimates the asset's or CGU's recoverable amount. A previously recognised impairment loss is reversed only if there has been a change in the assumptions used to determine the asset's recoverable amount since the last impairment loss was recognised. The reversal is limited so that the carrying of the asset does not exceed its recoverable amount, nor exceed the carrying amount that would have been determined, net of depreciation, had no impairment loss been recognised for the asset in prior years. Such reversal is recognised in the Statement of Profit or Loss unless the asset is carried at a revalued amount, in which case, the reversal is treated as an increase in revaluation.

m) Provisions

Provisions are recognised when the company has a present obligation (legal or constructive) as a result of a past event, it is probable that an outflow of resources embodying economic benefits will be required to settle the obligation and a reliable estimate can be made of the amount of the obligation. When the company expects some or all of a provision to be reimbursed, for example, under an insurance contract, the reimbursement is recognised as a separate asset, but only when the reimbursement is virtually certain. The expense relating to a provision is presented in the Statement of Profit and Loss net of any reimbursement.

If the effect of the time value of money is material, provisions are discounted using a current pre-tax rate that reflects, when appropriate, the risks specific to the liability. When discounting is used, the increase in the provision due to the passage of time is recognised as a finance cost.

n) Financial instruments

A financial instrument is any contract that gives rise to a financial asset of one entity and a financial liability or equity instrument of another entity.

Financial assets

Initial recognition and measurement

All financial assets are recognised initially at fair value plus, in the case of financial assets not recorded at fair value through profit or loss, transaction costs that are attributable to the acquisition of the financial asset. Purchases or sales of financial assets that require delivery of assets within a time frame established by regulation or convention in the market place (regular way trades) are recognised on the trade date, i.e., the date that the Company commits to purchase or sell the asset.

Subsequent measurement

For purposes of subsequent measurement, financial assets are classified in four categories:

Debt instruments at amortised cost

A 'debt instrument' is measured at the amortised cost if both the following conditions are met:

a) The asset is held within a business model whose objective is to hold assets for collecting contractual cash flows



b) Contractual terms of the asset give rise on specified dates to cash flows that are solely payments of principal and interest (SPPI) on the principal amount outstanding.

After initial measurement, such financial assets are subsequently measured at amortised cost using the effective interest rate (EIR) method. Amortised cost is calculated by taking into account any discount or premium on acquisition and fees or costs that are an integral part of the EIR. The EIR amortisation is included in finance income in the profit or loss. The losses arising from impairment are recognised in the profit or loss.

Debt instruments at fair value through other comprehensive income (FVTOCI)

A 'debt instrument' is classified as at the FVTOCI if both of the following criteria are met:

- a) The objective of the business model is achieved both by collecting contractual cash flows and selling the financial assets, and
- b) The asset's contractual cash flows represent SPPI.

Debt instruments included within the FVTOCI category are measured initially as well as at each reporting date at fair value. Fair value movements are recognized in the other comprehensive income (OCI). However, the company recognizes interest income, impairment losses & reversals and foreign exchange gain or loss in the P&L. On derecognition of the asset, cumulative gain or loss previously recognised in OCI is reclassified from the equity to Statement of P&L. Interest earned whilst holding FVTOCI debt instrument is reported as interest income using the EIR method.

Debt instruments at fair value through profit or loss (FVTPL)

FVTPL is a residual category for debt instruments. Any debt instrument, which does not meet the criteria for categorization as at amortized cost or as FVTOCI, is classified as at FVTPL.

In addition, the company may elect to designate a debt instrument, which otherwise meets amortized cost or FVTOCI criteria, as at FVTPL. However, such election is allowed only if doing so reduces or eliminates a measurement or recognition inconsistency (referred to as 'accounting mismatch'). The company has not designated any debt instrument as at FVTPL.

Debt instruments included within the FVTPL category are measured at fair value with all changes recognized in the Statement of P&L.

Equity investments

All equity investments in scope of Ind AS 109 are measured at fair value. Equity instruments which are held for trading and contingent consideration recognised by an acquirer in a business combination to which Ind AS 103 applies are classified as at FVTPL. For all other equity instruments, the Company may make an irrevocable election to present the subsequent changes in the fair value in OCI. The Group makes such election on an instrument-by-instrument basis. The classification is made on initial recognition and is irrevocable.

If the Company decides to classify an equity instrument as at FVTOCI, then all fair value changes on the instrument, excluding dividends, are recognized in the OCI. There is no recycling of the amounts from OCI to Statement of Profit and Loss, even on sale of investment. However, the company may transfer the cumulative gain or loss within equity.

Equity instruments included within the FVTPL category are measured at fair value with all changes recognized in the Statement of Profit and Loss.

Other equity investments

All other equity investments in scope of Ind AS 109 are measured at fair value. Equity instruments which are held for trading and contingent consideration recognised by an acquirer in a business combination to which Ind AS 103 applies are classified as at FVTPL. For all other equity instruments, the company may make an irrevocable election to present in other comprehensive income subsequent changes in the fair value. The company makes such election on an instrument-by-instrument basis. The classification is made on initial recognition and is irrevocable.

If the company decides to classify an equity instrument as at FVTOCI, then all fair value changes on the instrument, excluding dividends, are recognized in the OCI. There is no recycling of the amounts from OCI to P&L, even on sale of investment. However, the company may transfer the cumulative gain or loss within equity.

Equity instruments included within the FVTPL category are measured at fair value with all changes recognized in the P&L.

Derecognition

A financial asset (or, where applicable, a part of a financial asset or part of a group of similar financial assets) is primarily derecognised when:

- The rights to receive cash flows from the asset have expired, or
- The respective company has transferred their rights to receive cash flows from the asset or have assumed the obligation to pay the received cash flows in full without material delay to a third party under a 'pass-through' arrangement; And
- Either the companies under the company has transferred substantially all the risks and rewards of the asset, or has neither transferred nor retained substantially all the risks and rewards of the asset, but have transferred control of the asset.



When the Company have transferred their rights to receive cash flows from an asset or have entered into a pass-through arrangement, they evaluate if and to what extent they have retained the risks and rewards of ownership. When they have neither transferred nor retained substantially all of the risks and rewards of the asset, nor transferred control of the asset, the company continues to recognise the transferred asset to the extent of the continuing involvement of company. In that case, the company also recognise an associated liability. The transferred asset and the associated liability are measured on a basis that reflects the rights and obligations that the company has retained.

Continuing involvement that takes the form of a guarantee over the transferred asset is measured at the lower of the original carrying amount of the asset and the maximum amount of consideration that the company could be required to repay.

Impairment of financial assets

In accordance with Ind AS 109, the company applies expected credit loss (ECL) model for measurement and recognition of impairment loss on all the financial assets and credit risk exposure.

The Company follows 'simplified approach for recognition of impairment loss allowance on trade receivables or contract revenue receivables.

The application of simplified approach does not require the Company to track changes in credit risk. Rather it recognises impairment loss allowance based on lifetime ECLs at each reporting date, right from initial recognition.

For recognition of impairment loss on other financial assets and risk exposure, the company determines that whether there has been a significant increase in the credit risk since initial recognition. If credit risk has not increased significantly, 12-month ECL is used to provide for impairment loss. However, if credit risk has increased significantly, lifetime ECL is used. If, in a subsequent period, credit quality of the instrument improves such that there is no longer a significant increase in credit risk since initial recognition, then the entity reverts to recognising impairment loss allowance based on 12-month ECL.

ECL impairment loss allowance (or reversal) recognized during the period is recognized as income/expense in the Statement of profit and loss (P&L).

Financial liabilities

Initial recognition and measurement

Financial liabilities are classified, at initial recognition, as financial liabilities at fair value through profit or loss, loans and borrowings, payables, or as derivatives designated as hedging instruments in an effective hedge, as appropriate.

All financial liabilities are recognised initially at fair value and in the case of loans and borrowings and payables, net of directly attributable transaction costs.

The financial liabilities of the company include trade and other payables, derivative financial instruments, loans and borrowings including bank overdraft.

Subsequent measurement

The measurement of financial liabilities depends on their classification as discussed below:-

Loans and borrowings

After initial recognition, interest-bearing loans and borrowings are subsequently measured at amortised cost using the EIR method. Gains and losses are recognised in profit or loss when the liabilities are derecognised as well as through the EIR amortisation process.

Amortised cost is calculated by taking into account any discount or premium on acquisition and fees or costs that are an integral part of the EIR. The EIR amortisation is included as finance costs in the Statement of Profit and Loss. This category generally applies to borrowings.

The Company recognise debt modifications agreed with lenders to restructure their existing debt obligations. Such modifications are done to take advantage of falling interest rates by cancelling the exposure to high interest fixed rate debt, pay a fee or penalty on cancellation and replace it with debt at a lower interest rate (exchange of old debt with new debt). The qualitative factors considered to be relevant for modified financial liabilities include, but are not limited to, the currency that the debt instrument is denominated in, the interest rate (that is fixed versus floating rate), conversion features attached to the instrument and changes in covenants. The accounting treatment is determined depending on whether modifications or exchange of debt instruments represent a settlement of the original debt or merely a renegotiation of that debt. The exchange of debt instruments with substantially different terms is accounted for as an extinguishment of the original financial liability and the recognition of a new financial liability.

A financial liability is derecognised when the obligation under the liability is discharged or cancelled or expires. When an existing financial liability is replaced by another from the same lender on substantially different terms, or the terms of an existing liability are substantially modified, such an exchange or modification is treated as the derecognition of the original liability and the recognition of a new liability. The difference in the respective carrying amounts is recognised in the Statement of Profit or Loss.

Compound Instruments- Compulsory Convertible Debentures (CCDs)

Compulsory Convertible Debentures (CCDs) are separated into liability and equity components based on the terms of the contract

Basis the terms of these compound financial instruments the distributions to holders of an equity instrument are being recognised by the entity directly in equity. Transaction costs of an equity transaction are being accounted for as a reduction from equity.

The company recognises interest, dividends, losses and gains relating to such financial instrument or a component that is a financial liability as income or expense in profit or loss.



The present value of the liability part of the compulsory convertible debentures classified under financial liabilities and the equity component is calculated by subtracting the liability from the total proceeds of CCDs.

Transaction costs that relate to the issue of a compound financial instrument are allocated to the liability and equity components of the instrument in proportion to the allocation of proceeds. Transaction costs that relate jointly to more than one transaction (for example, cost of issue of debentures, listing fees) are allocated to those transactions using a basis of allocation that is rational and consistent with similar transactions.

Derecognition

A financial liability is derecognised when the obligation under the liability is discharged/ cancelled or expires. When an existing financial liability is replaced by another from the same lender on substantially different terms, or the terms of an existing liability are substantially modified, such an exchange or modification is treated as the derecognition of the original liability and the recognition of a new liability. The difference in the respective carrying amounts is recognised in the Statement of Profit or Loss.

Offsetting of financial instruments

Financial assets and financial liabilities are offset and the net amount is reported in the balance sheet if there is a currently enforceable legal right to offset the recognised amounts and there is an intention to settle on a net basis, to realise the assets and settle the liabilities simultaneously.

o) Cash and Cash-Equivalents

Cash and short-term deposits in the balance sheet comprise cash at banks and cash in hand and short-term deposits with an original maturity of three months or less, which are subject to an insignificant risk of changes in value.

For the purpose of the Statement of cash flows, cash and cash equivalents consist of cash and short term deposits, as defined above, net off bank overdrafts as they considered an integral part of the Company's cash management.

p) Measurement of EBITDA

The company has elected to present earnings before interest, tax, depreciation and amortization (EBITDA) as a separate line item on the face of the Statement of Profit and Loss. The company measure EBITDA on the basis of profit/ (loss) from continuing operations. In their measurement, the companies include interest income but do not include depreciation and amortization expense, finance costs and tax expense.

q) Events occurring after the Balance Sheet date

Impact of events occurring after the balance sheet date that provide additional information materially affecting the determination of the amounts relating to conditions existing at the balance sheet date are adjusted to respective assets and liabilities.

The Company does not adjust the amounts recognised in its financial statements to reflect non-adjusting events after the reporting period.

The Company makes disclosures in the financial statement in cases of significant events.

r) Contingent liabilities

Contingent liabilities are disclosed when there is a possible obligation arising from past events, the existence of which will be confirmed only by the occurrence or non-occurrence of one or more uncertain future events not wholly within the control of the company or a present obligation that arises from past events where it is either not probable that an outflow of resources will be required to settle or a reliable estimate of the amount cannot be made.

s) Earnings per equity share

Basic earnings per equity share is computed by dividing the net profit attributable to the equity holders of the Company by the weighted average number of equity shares outstanding during the period. Diluted earnings per equity share is computed by dividing the net profit attributable to the equity holders of the Company by the weighted average number of equity shares considered for deriving basic earnings per equity share and also the weighted average number of equity shares that could have been issued upon conversion of all dilutive potential equity shares. The dilutive potential equity shares are adjusted for the proceeds receivable had the equity shares been actually issued at fair value (i.e. the average market value of the outstanding equity shares). Dilutive potential equity shares are deemed converted as of the beginning of the period, unless issue data later date. Dilutive potential equity shares are determined independently for each period presented.

The number of equity shares and potentially dilutive equity shares are adjusted retrospectively for all periods presented for any share splits and bonus shares issues including for changes effected prior to the approval of the financial statements by the Board of Directors.


t) Standards issued but not yet effective:

In March 2018, the Ministry of Corporate Affairs issued the Companies (Indian Accounting Standards) Amendments Rules, 2018, notifying new accounting standard Ind AS 115, 'Revenue from Contracts with Customers' and certain amendments to existing standards. The new standard and amendments are applicable to the Company from 1 April 2018.

Ind AS 115 Revenue from Contracts with Customers:

Revenue from contracts with Customers outlines a single comprehensive model for entities to use in accounting for revenue arising from contracts with customers. The standard replaces most current revenue recognition guidance. The core principle of the new standard is for companies to recognize revenue to depict the transfer of goods or services to customers in amounts that reflect the consideration to which the company expects to be entitled in exchange for those goods or services. The new standard also will result in enhanced disclosures about revenue, provide guidance for transactions that were not previously addressed comprehensively including service revenues and contract modifications and improve guidance for multiple-element arrangements. The new Standard will come into effect for the annual reporting periods beginning on or after 1 April 2018.

The Company is evaluating the requirements of the new standard and the effect on its financial statements is being evaluated, thus impact is not known.



Amendments to Ind AS 12 Recognition of Deferred Tax Assets for Unrealised Losses:

The amendments clarify that an entity needs to consider whether tax law restricts the sources of taxable profits against which it may make deductions on the reversal of that deductible temporary difference. Furthermore, the amendments provide guidance on how an entity should determine future taxable profits and explain the circumstances in which taxable profit may include the recovery of some assets for more than their carrying amount.

Entities are required to apply the amendments retrospectively. However, on initial application of the amendments, the change in the opening equity of the earliest comparative period may be recognised in opening retained earnings (or in another component of equity, as appropriate), without allocating the change between opening retained earnings and other components of equity. Entities applying this relief must disclose that fact.

These amendments are effective for annual periods beginning on or after 1 April 2018. However, since the Company's current practice is in line with the amendment, the Company does not expect any effect on its consolidated financial statements.

Appendix B to Ind AS 21 Foreign Currency Transactions and Advance Consideration:

The Appendix clarifies that, in determining the spot exchange rate to use on initial recognition of the related asset, expense or income (or part of it) on the derecognition of a non-monetary asset or non-monetary liability relating to advance consideration, the date of the transaction is the date on which an entity initially recognises the non-monetary asset or non-monetary liability arising from the advance consideration. If there are multiple payments or receipts in advance, then the entity must determine the transaction date for each payment or receipt of advance consideration.

Entities may apply the Appendix requirements on a fully retrospective basis. Alternatively, an entity may apply these requirements prospectively to all assets, expenses and income in its scope that are initially recognised on or after:

- (i) The beginning of the reporting period in which the entity first applies the Appendix, or
- (ii) The beginning of a prior reporting period presented as comparative information in the financial statements of the reporting period in which the entity first applies the Appendix.

The Appendix is effective for annual periods beginning on or after 1 April 2018. The Company is evaluating the requirements of the new standard and the effect on the financial statements is being evaluated, thus impact is not known.

The Company has disclosed only those new standards or amendments that are expected to have an impact on its financial position, performance and disclosures.



ReNew Akshay Urja Limited (formerly known as ReNew Akshay Urja Private Limited)

Notes to Financial Statements for the year ended 31 March 2018

(Amounts in INR millions, unless otherwise stated)

4 Property, plant and equipment

	Freehold Land #	Plant and equipment	Office equipment	Total Property, plant and equipment	Capital work in progress
Cost					
At 1 April 2016	114	-	-	114	5,809
Additions	156	9,133	0	9,289	3,333
Capitalised during the year	-	-	-	-	(9,133)
At 31 March 2017	270	9,133	0	9,403	9
Additions during the year^	9	5	-	14	38
Capitalised during the year	-	-	-	-	(5)
At 31 March 2018	279	9,138	0	9,417	42
Depreciation					
At 1 April 2016	-	-	-	-	-
Charge for the year (refer note 23)	-	320	0	320	-
At 31 March 2017	-	320	0	320	-
Charge for the year (refer note 23)	-	366	0	366	-
At 31 March 2018	-	686	0	686	-
Net book value					
At 31 March 2017	270	8,813	0	9,083	9
At 31 March 2018	279	8,452	0	8,731	42


The title of freehold land amounting to INR Nil (31 March 2017 INR 20) is not yet in the name of the Company.

Mortgage and hypothecation on Property, plant and equipment:

Property, plant and equipment with a carrying amount of INR 8,773 (31 March 2017: INR 9,092) are subject to a pari passu first charge to respective lenders for project term loans and debentures as disclosed in Note 13.

^ Capitalised borrowing costs

The amount of borrowing costs capitalised during the year was INR Nil (31 March 2017 INR 60). The rate used to determine the amount of borrowing costs eligible for capitalisation was the effective interest rate of the specific borrowing.



5 Financial assets

Non-current (unsecured, considered good unless stated otherwise)

Loans

Security deposits

Total

As at 31 March 2018	As at 31 March 2017
0	0
0	0

Current (unsecured, considered good unless stated otherwise)

Loans

Loan to fellow subsidiaries - redeemable non cumulative preference shares (refer note 26)

Total

1,104	-
1,104	-

Others

Recoverable from related parties (refer note 26)

Loans to related parties (refer note 26)

Unbilled revenue

Interest accrued on fixed deposits

Interest accrued on loans to related parties (refer note 26)

Total

2	0
4	-
164	179
3	3
4	-
177	182

Loans and receivables are non-derivative financial assets which generate a fixed or variable interest income for the Company. The carrying value may be affected by changes in the credit risk of the counterparties.

6 Deferred tax

Deferred tax related to items recognised in equity:

Deferred tax assets (gross)

Compound Financial Instruments

As at 31 March 2018	As at 31 March 2017
0	0
(a) 0	0

Deferred tax related to items recognised in OCI:

Deferred tax assets (gross)

Loss on mark to market of derivative instruments

As at 31 March 2018	As at 31 March 2017
-	49
(b) -	49

Deferred tax related to items recognised in statement of profit and loss:

Deferred tax liabilities (gross)

Difference in written down value as per books of account and tax laws

Ancillary borrowing cost

As at 31 March 2018	As at 31 March 2017
1,364	-
16	-
(c) 1,380	-

Deferred tax assets (gross)

Losses available for offsetting against future taxable income

Unused tax credit (MAT)

Compound Financial Instruments

1,426	-
84	49
0	-
(d) 1,510	49

(e) = (d) - (c) **130** **49**

Deferred tax assets (net)

(a) + (b) + e

130	98
------------	-----------



Reconciliation of tax expense and the accounting profit multiplied by India's domestic tax rate:

	31 March 2018	31 March 2017
Accounting profit before income tax	161	225
At India's applicable statutory income tax rate i.e. Minimum Alternate Tax (18.50%)/ Income Tax (25%) plus applicable Surcharge rate (7% to 12 %) and Cess (4%)	35	48
(March 2017: Minimum Alternate Tax (18.50%)/ Income Tax (30%) plus applicable Surcharge rate (7% to 12 %) and Cess (3%))		
Deferred tax expense reported in the statement of profit and loss*	(81)	(49)
Non-deductible expenses for tax purposes:		
Other non deductible expenses	0	1
At the effective income tax rate	(46)	-
Current tax expense reported in the statement of profit and loss	35	49
Deferred tax expense reported in the statement of profit and loss	(81)	(49)
	(46)	-
* Where deferred tax expense relates to the following :		
Loan to subsidiary - redeemable non cumulative preference shares		-
Losses available for offsetting against future taxable Income	(1,426)	-
Ancillary borrowing cost	15	
Compound Financial Instruments	(0)	-
Unused tax credit (MAT)	(35)	(49)
Difference in WDV as per books of accounts and tax laws	1,365	-
	(81)	(49)

Reconciliation of deferred tax assets (net):

	31 March 2018	31 March 2017
Opening balance of DTA/DTL (net)	98	(17)
Deferred tax income/(expense) during the period recognised in profit or loss	81	49
Deferred tax income/(expense) during the period recognised in OCI	(49)	66
Closing balance of DTA/DTL (net)	130	98

The company has unabsorbed depreciation and carried forward losses which arose in India of INR 9,610 (31 March 2017: INR 169). The unabsorbed depreciation will be available for offsetting against future taxable profits of the Company.

Out of this, the tax losses that are available for offsetting for eight years against future taxable profits of the company in which the losses arose are 2,249 (31 March 2017: Nil). The unabsorbed depreciation that will be available for offsetting for against future taxable profits of the companies in which the losses arose are of INR 7,361 (31 March 2017: INR 169).

The Company has recognised deferred tax asset of INR 1,426 (31 March 2017: INR Nil) utilisation of which is dependent on future taxable profits. The future taxable profits are based on projections made by the management considering the power purchase agreement with power procurer.

7 Prepayments

Non-current (unsecured, considered good unless otherwise stated)

	As at 31 March 2018	As at 31 March 2017
Prepaid expenses	33	-
Total	33	-

Current (unsecured, considered good unless otherwise stated)

	As at 31 March 2018	As at 31 March 2017
Prepaid expenses	50	5
Total	50	5



ReNew Akshay Urja Limited (formerly known as ReNew Akshay Urja Private Limited)
Notes to Financial Statements for the year ended 31 March 2018
(Amounts in INR millions, unless otherwise stated)

8 Other assets

Non-current (unsecured, considered good unless otherwise stated)

Others

	As at 31 March 2018	As at 31 March 2017
Capital advance	-	3
Advance income tax (net of income tax provisions)	3	-
VAT recoverable	8	7
Total	11	10

Current (Unsecured, considered good unless otherwise stated)

Advances recoverable in cash or kind	2	5
Balances with Government authorities	0	-
Total	2	5

9 Trade receivables

Unsecured, considered good unless stated otherwise

	As at 31 March 2018	As at 31 March 2017
Total	306	152

No trade or other receivables are due from directors or other officers of the Company either severally or jointly with any other person. No any trade or other receivables are due from firms or private companies respectively in which any director is a partner, director or a member.

Trade receivables are non-interest bearing and are generally on terms of 30 days

10 Cash and cash equivalents

Cash and cash equivalents

Balance with bank		
- On current accounts	7	188
- Deposits with original maturity of less than 3 months #	-	383
	7	571

Bank balances other than cash and cash equivalents

Deposits with		
- Remaining maturity for less than twelve months #	96	173
	96	173
Total	96	173

#Fixed deposits of INR Nil (31 March 2017: INR 127) are under lien with various banks for the purpose of Debt Service Reserve Account (DSRA).

The bank deposits have an original maturity period of 182 days to 367 days and carry an interest rate of 6.55% to 7.00% which is receivable on maturity



11 Share capital

Authorised share capital

Equity shares of INR 10 each

At 1 April 2016

Increase during the year

At 31 March 2017

Increase during the year

At 31 March 2018

Number of shares	Amount
25,000,000	250
-	-
25,000,000	250
-	-
25,000,000	250

Issued share capital

11A Equity shares of INR 10 each issued, subscribed and paid up

At 1 April 2016

At 31 March 2017

At 31 March 2018

Number of shares	Amount
13,303,571	133
13,303,571	133
13,303,571	133

Terms/rights attached to equity shares

The Company have only one class of equity shares having par value of INR 10 per share. Each holder of equity shares is entitled to one vote per share. If declared, the Company will declare and pay dividends in Indian rupees.

In the event of liquidation of a Company, the holders of equity shares of such Company will be entitled to receive remaining assets of the respective Company, after distribution of all preferential amounts. The distribution will be in proportion to the number of equity shares held by the shareholders of the respective Company.

11B Equity component of compulsory convertible debentures (CCD)

	Number of debentures	Total proceeds	Liability component (refer note 13)	Equity component
At 1 April 2016	9,539,077	1,145	1	1,144
Accretion during the year	-	-	0	-
At 31 March 2017	9,539,077	1,145	1	1,144
Accretion during the year	-	-	0	-
At 31 March 2018	9,539,077	1,145	1	1,144

Terms of conversion of CCDs

CCDs are compulsorily convertible into equity shares at the end of twenty years from the date of issue, viz., June 17, 2035 or in accordance with the terms of the JVA at conversion ratio defined therein.

CCD carry an interest coupon rate of 0.01% per annum with moratorium of 18 months from the date of issue. CCDs do not carry any voting rights.

11C Shares held by the holding Company

ReNew Solar Power Private Limited (including its nominees)

Equity shares of INR 10 each

31 March 2018		31 March 2017	
Number of shares	Amount	Number of shares	Amount
7,450,000	74	7,450,000	74

11D Details of shareholders holding more than 5% shares in the Company

Equity shares of INR 10 each

ReNew Solar Power Private Limited

Hanwha Q Cells Corporation

31 March 2018		31 March 2017	
Number	% Holding	Number	% Holding
7,450,000	56.00%	7,450,000	56.00%
5,853,571	44.00%	5,853,571	44.00%

As per the records of the Company, including its register of shareholders/members the above shareholding represents both legal and beneficial ownerships of shares.

11E No shares have been allotted without payment of cash or by way of bonus shares during the period of five years immediately preceding the balance sheet date.



ReNew Akshay Urja Limited (formerly known as ReNew Akshay Urja Private Limited)
Notes to Financial Statements for the year ended 31 March 2018
(Amounts in INR millions, unless otherwise stated)

12 Other equity

12A Share premium

At 1 April 2016	1,200
Premium on issue of equity shares during the year	0
At 31 March 2017	1,200
Premium on issue of equity shares during the year	-
At 31 March 2018	1,200

12B Debenture redemption reserve

At 1 April 2016	-
At 31 March 2017	-
Amount transferred from surplus balance in retained earnings	154
At 31 March 2018	154

12C Hedging Reserve

At 1 April 2016	38
Losses arising during the year on CCIRS	(148)
At 31 March 2017	(110)
Profit arising during the year on CCIRS	110
At 31 March 2018	-

12D Retained earnings

At 1 April 2016	47
Profit for the year	225
At 31 March 2017	272
Profit for the period	207
Appropriation for debenture redemption reserve	(154)
At 31 March 2018	325



ReNew Akshay Urja Limited (formerly known as ReNew Akshay Urja Private Limited)
Notes to Financial Statements for the year ended 31 March 2018
(Amounts in INR millions, unless otherwise stated)

13 Long-term borrowings	Nominal interest rate %	Maturity	Non-current		Current	
			31 March 2018	31 March 2017	31 March 2018	31 March 2017
Debentures						
- Non Convertible Debentures (secured)	8.55% - 8.75%	30 Sep 2034	7,109	-	282	-
- Compulsory Convertible Debentures (unsecured)	0.01%	17 June 2035	1	1	-	-
Term loan from bank (secured)			-	1,004	-	12
Term loan from financial institutions (secured)			-	463	-	5
Buyer's / Supplier's credit (secured)			-	5,127	-	-
Total long-term borrowings			7,110	6,595	282	17
Amount disclosed under the head 'Other current financial liabilities' (Refer note 17)			-	-	(282)	(17)
			7,110	6,595	-	-

Notes:

Details of Security

Non convertible debentures (secured)

The debentures are secured by way of first pari passu charge on the Company's immovable properties, movable assets, current assets, cash accruals including but not limited to current assets, receivables, book debts, cash and bank balances, loans and advances etc. present and future.

The facility is covered by corporate guarantee of ReNew Power Limited, the ultimate holding company. The guarantee shall remain valid and in force till all security is created and perfected to the satisfaction of lenders.

Term loan in Indian rupees from banks (Secured)

Secured by pari passu first charge by way of mortgage of all the present and future immovable properties, hypothecation of movable assets, book debt, operating cash flows, receivables, commissions, revenue of whatsoever nature, all bank accounts and all intangibles assets, assignment of all rights, title, interests, benefits, claims etc. of project documents and insurance contracts of the company.

Term loan in Indian rupees from financial institutions (Secured)

Secured by a first pari passu charge by way of mortgage on immovable properties, first pari passu charge by way of hypothecation of tangible moveable assets, first charge on all the current assets, intangible assets and accounts. Further secured by way of assignment of all the rights, title, interest, benefit, claims and demands under all the project agreements, letter of credit, insurance contracts and proceeds, guarantees, performance bond etc. of the respective company.

Compulsorily convertible debentures (Unsecured)

Compulsory Convertible Debentures (CCD) are compulsorily convertible into equity shares in accordance with the terms of the Joint Venture Agreement at conversion ratio defined therein. CCD do not carry any voting rights.

ReNew Solar Power Private Limited, the holding company, has pledged as on 31 March 2018; 6,784,821 (31 March 2017; 6,784,821) equity shares and as on 31 March 2018; 4,864,929 (31 March 2017; 4,864,929) CCDs in favour of security trustee on behalf of lender.



ReNew Akshay Urja Limited (formerly known as ReNew Akshay Urja Private Limited)

Notes to Financial Statements for the year ended 31 March 2018

(Amounts in INR millions, unless otherwise stated)

14 Short term borrowings

	As at 31 March 2018	As at 31 March 2017
Loan from related party (unsecured) (refer note 26)	23	50
Total	23	50

Loan from related party (unsecured)

Unsecured loan from related party is repayable on demand and carries interest at 8.00% per annum.

15 Trade payables

	As at 31 March 2018	As at 31 March 2017
Current		
Outstanding dues to micro enterprises and small enterprises (refer note 36)	-	-
Others	249	176
Total	249	176

16 Derivative instruments

	As at 31 March 2018	As at 31 March 2017
Financial liabilities at fair value through OCI (current)		
Cash flow hedges		
Derivative instruments	-	350
Total	-	350

17 Other current financial liabilities

	As at 31 March 2018	As at 31 March 2017
Financial liabilities at amortised cost		
Current maturities of long term borrowings (Refer note 13)	282	17
Others		
Interest accrued but not due on borrowings	2	81
Capital creditors	64	347
Total	348	445

18 Other current liabilities

	As at 31 March 2018	As at 31 March 2017
Other payables		
TDS payable	3	10
WCT payable	0	1
VAT payable	-	0
Total	3	11

19 Short term provisions

	As at 31 March 2018	As at 31 March 2017
Provision for income tax [net of advance income tax]	-	22
Total	-	22



ReNew Akshay Urja Limited (formerly known as ReNew Akshay Urja Private Limited)
Notes to Financial Statements for the year ended 31 March 2018
(Amounts in INR millions, unless otherwise stated)

20 Revenue from operations

Income from operation

Sale of power
Total

For the year ended 31 March 2018	For the year ended 31 March 2017
1,538	1,170
1,538	1,170

21 Other income

Interest income
- on fixed deposit with banks
- on loan to related parties (refer note 26)
Foreign exchange gain
Miscellaneous income
Total

For the year ended 31 March 2018	For the year ended 31 March 2017
61	36
9	-
-	15
1	-
71	51

22 Other expenses

Legal and professional fees
Corporate social responsibility
Travelling and conveyance
Rent
Director's commission
Printing and stationery
Management shared services
Rates and taxes
Payment to auditors *
Insurance
Operation and maintenance
Repair and maintenance
- others
Advertising and sales promotion
Communication costs
Bidding Expenses
Miscellaneous expenses
Total

For the year ended 31 March 2018	For the year ended 31 March 2017
3	13
2	1
2	6
-	0
1	-
0	0
65	71
16	1
1	0
5	5
93	60
0	0
-	-
0	0
0	-
1	1
189	158

***Payment to Auditors**

As auditor:

Audit fee
Certification fees

For the year ended 31 March 2018	For the year ended 31 March 2017
1	1
0	-
1	1

23 Depreciation and amortization expense

Depreciation of property, plant & equipment (refer note 4)
Total

For the year ended 31 March 2018	For the year ended 31 March 2017
366	320
366	320



24 Finance costs

	For the year ended 31 March 2018	For the year ended 31 March 2017
Interest expense on		
- term loans	98	139
- loan from related party (refer note 26)	6	2
- buyers credit	151	371
- debentures	341	-
- liability component of compulsorily convertible debentures	0	0
- others	-	3
Bank charges	199	3
Unamortised ancillary borrowing cost written off*	98	-
Total	893	518

* Represents carried forward unamortised cost pertaining to existing loan charged to statement of profit & loss on account of refinancing.

25 Earnings per share (EPS)

	For the year ended 31 March 2018	For the year ended 31 March 2017
The following reflects the profit and share data used for the basic and diluted EPS computations:		
Profit attributable to equity holders for basic earnings	207	225
Interest on compulsory convertible debentures	-	-
	<u>207</u>	<u>225</u>
Net profit for calculation of basic EPS	207	225
Weighted average number of equity shares for calculating basic EPS	13,303,571	13,303,571
Basic earnings per share	15.55	16.90
Net profit for calculation of diluted EPS	207	225
Weighted average number of equity shares for calculating diluted EPS	22,842,648	22,842,648
Diluted earnings per share	9.06	9.84
Weighted average number of equity shares in calculating basic EPS	<u>No. of shares</u> 13,303,571	<u>No. of shares</u> 13,303,571
Effect of dilution		
Convertible equity for compulsory convertible debentures (CCD)	9,539,077	9,539,077
Weighted average number of equity shares in calculating diluted EPS	<u>22,842,648</u>	<u>22,842,648</u>



ReNew Akshay Urja Limited (formerly known as ReNew Akshay Urja Private Limited)
Notes to Financial Statements for the year ended 31 March 2018
(Amounts in INR millions, unless otherwise stated)

26 Related party disclosure

a) Names of related parties and related party relationship:

The names of related parties where control exists and / or with whom transactions have taken place during the period and description of relationship as identified by the management are -

I. Holding Company

ReNew Solar Power Private Limited

II. Intermediate Holding Company

ReNew Power Limited (formerly known as ReNew Power Ventures Private Limited and Renew Power Private Limited) (till 22 March 2018)

III. Ultimate Holding Company

GS Wyvern Holdings Limited (till 22 March 2018)

ReNew Power Limited (formerly known as ReNew Power Ventures Private Limited and Renew Power Private Limited) (post 22 March 2018)

IV. Co-venturer

Hanwa Q Cells Corporation

V. Key management personnel :

Mr. Sumant Sinha, Chairman and Managing Director of ReNew Power Limited

V. Fellow Subsidiaries with whom transactions incurred during the year

Abaha Wind Energy Developers Private Limited

ReNew Wind Energy (Welturi) Private limited

ReNew Solar Energy (Karnataka) Private Limited

ReNew Solar Energy (TN) Private Limited

ReNew Power Services Private Limited

ReNew Wind Energy (Devgarh) Private limited

b) Details of transactions with holding Company:

Particulars	ReNew Solar Power Private Limited	
	For the year ended 31 March 2018	For the year ended 31 March 2017
Unsecured loan received from related party	981	50
Unsecured loan refunded to related party	1,008	-
Expenses incurred on behalf of the company	-	1
Reimbursement of expenses	-	2
Purchase of services# (Management shared services)	-	3
Interest expense on unsecured loan	6	0

c) Details of outstanding balances with holding Company:

Particulars	ReNew Solar Power Private Limited	
	31 March 2018	31 March 2017
Unsecured loan payable	23	50
Trade payables	2	2
Capital creditors	5	5

d) Details of transactions with Ultimate Holding Company:

Particulars	ReNew Power Limited	
	For the year ended 31 March 2018	For the year ended 31 March 2017
Unsecured loan given to related party	354	-
Unsecured loan refunded from related party	350	-
Interest income on unsecured loan given	9	-
Expenses incurred on behalf of the company	34	7
Reimbursement of expenses	8	6
Purchase of services# (Management shared services)	57	174

The Ultimate holding Company has charged certain common expenses to its subsidiary companies on the basis of its best estimate of expenses incurred for each of its subsidiary companies and recovered the said expenses in the form of 'Management Shared Services'. The management believes that the method adopted by the holding Company is most appropriate basis for recovering of such common expenses.

e) Details of outstanding balances with Ultimate Holding Company:

Particulars	ReNew Power Limited	
	31 March 2018	31 March 2017
Trade payables	170	74
Unsecured loan recoverable	4	-
Interest accrued on loan recoverable	4	-
Capital creditors	26	269

f) Details of transactions with fellow subsidiaries:

Particulars	Abaha Wind Energy Developers Private Limited	
	For the year ended 31 March 2018	For the year ended 31 March 2017
Unsecured loan received	-	50
Unsecured loan repaid	-	50
Interest expense on unsecured loan	-	2



ReNew Akshay Urja Limited (formerly known as ReNew Akshay Urja Private Limited)
Notes to Financial Statements for the year ended 31 March 2018
(Amounts in INR millions, unless otherwise stated)

ReNew Solar Energy (Karnataka) Private Limited		
Particulars	For the year ended 31 March 2018	For the year ended 31 March 2017
Payment made on behalf of related party	2	0

ReNew Wind Energy (Welturi) Private Limited		
Particulars	For the year ended 31 March 2018	For the year ended 31 March 2017
Payment made on behalf of related party	-	0

ReNew Wind Energy (Devgarh) Private Limited		
Particulars	31 March 2018	31 March 2017
Expenses incurred on behalf of the Company	0	-

ReNew Power Services Private Limited		
Particulars	31 March 2018	31 March 2017
Expenses incurred on behalf of the Company	1	-
Payment made on behalf of related party	0	-
Loan to fellow subsidiary - RNCPS	1,104	-

g) Details of outstanding balances with fellow subsidiaries:

Abaha Wind Energy Developers Private Limited		
Particulars	31 March 2018	31 March 2017
Interest expense accrued on unsecured loan	2	2

ReNew Solar Energy (Karnataka) Private Limited		
Particulars	31 March 2018	31 March 2017
Recoverable from related party	2	0

ReNew Wind Energy (Welturi) Private Limited		
Particulars	31 March 2018	31 March 2017
Recoverable from related party	0	0

ReNew Wind Energy (Devgarh) Private Limited		
Particulars	31 March 2018	31 March 2017
Trade payable	0	-

ReNew Solar Energy (TN) Private Limited		
Particulars	31 March 2018	31 March 2017
Trade payable	52	52

ReNew Power Services Private Limited		
Particulars	31 March 2018	31 March 2017
Recoverable from related party	0	-
Loan to fellow subsidiary - RNCPS	1,104	-

h) Compensation of Key management personnel

Remuneration to the key managerial personnel is paid by the holding Company of the company and is allocated between the subsidiary companies as management shared services and is not separately identifiable



ReNew Akshay Urja Limited (formerly known as ReNew Akshay Urja Private Limited)**Notes to Financial Statements for the year ended 31 March 2018**

(Amounts in INR millions, unless otherwise stated)

27 Segment Information

The Company is in the business of development and operation of solar power plant. There are no separate reportable segments (business and/ or geographical) in accordance with the requirements of Ind AS 108 'Operating segment' and hence, there are no additional disclosures to be provided other than those already provided in the financial statements.

The Company generates entire revenue from single customer.

28 Corporate social responsibility expenditure

(a) Gross amount required to be spent by the Company during the year is INR 2 (31 March 2017: INR 1).

(b) Amount spent during the year on:

List of CSR activities	In Cash	Yet to be paid	Total
Construction / Acquisition of any asset	nil	nil	nil
Activities relating to:			
Current year	2	-	2
Previous year	(1)	-	(1)
1) Sanitation & making available safe drinking water- Construction of toilets, Bore-well, well, Tube-well etc. 2) Empowering women through SHGs (self-help group) and creating income generation activities for the women like stitching and tailoring, 3) Ensuring environmental sustainability- animal welfare Plantation, environment awareness, 4) Animal Welfare-Animal health camp, Para -vet training 5) Education awareness, Remedial classes for weak students etc. 6) Health and Hygiene- Health camps in the community, cleanliness drive to create awareness.			



29 Hedging activities and derivatives

Derivatives designated as hedging instruments

The Company uses certain types of derivative financial instruments (viz. Cross-currency interest rate swap) to manage/mitigate their exposure to foreign exchange and interest risk. Further, the entity designates such derivative financial instruments (or its components) as hedging instruments for hedging the exchange rate fluctuation and interest risk attributable to either a recognised item or a highly probable forecast transaction ('Cash flow hedge'). The effective portion of changes in the fair value of Derivative financial instruments (or its components) that are designated and qualify as Cash flow hedges, are recognised in the Other comprehensive income and held in Cash flow hedge reserve - a component of Equity. Any gains / (losses) relating to the ineffective portion, are recognised immediately in the statement of profit and loss within finance income / finance costs. The amounts accumulated in Equity for highly probable forecast transaction are added to carrying value of non financial asset or non financial liability as basis adjustment, other amounts accumulated in Equity are re-classified to the statement of profit and loss in the periods when the hedged item affects profit / (loss).

Cash flow hedges

Hedge has been taken against exposure to foreign currency risk and variable interest outflow on Buyer's/Supplier's Credit. Terms of the swaps and their respective impact on OCI and statement of profit and loss is as below:--

Pay fixed INR and receive USD and fixed interest at 7.60% to 7.98% p.a. and receive a variable interest at 6 month LIBOR plus 0.75% p.a. on the notional amount.

The cash flow hedges through CCIRS is USD Nil outstanding at the year ended 31 March 2018 and a mark to market loss of INR Nil (31 March 2017: INR (159)) with a deferred tax asset of INR Nil (31 March 2017: INR 49), is included in OCI.

Mark to market loss on ineffective portion of hedge of swaps for the year ended March 31 2018 Nil (March 31 2017: INR Nil) has been charged to the Statement of Profit and Loss.

Foreign currency and Interest rate risk

Cross currency interest rate swaps measured at fair value through OCI are designated as hedging instruments in cash flow hedges of interest and principal payments in USD.

	31 March 2018		31 March 2017	
	Assets	Liabilities	Assets	Liabilities
Cross currency interest rate swaps designated as hedging instruments	-	-	-	350

Hedging reserve movement

Balance at the beginning of the year

Gain/(loss) recognised on cash flow hedges

Income tax relating to gain/loss recognized on cash flow hedges

Gain/(loss) reclassified to profit or loss

Income tax relating to gain/loss reclassified to profit or loss

Gain/(loss) reclassified to profit or loss as hedged future cash flows are no longer expected to occur

Income tax relating to gain/loss reclassified to profit or loss as hedged future cash flows are no longer expected to occur

Balance at the end of the year

	As at 31 March 2018	As at 31 March 2017
	(110)	38
	-	(246)
	-	75
	-	33
	-	(10)
	159	-
	(49)	-
	-	(110)



30 Fair values

Set out below, is a comparison by class of the carrying amounts and fair value of the financial instruments of the Company, other than those with carrying amounts that are reasonable approximations of fair values:

	31 March 2018		31 March 2017	
	Carrying value	Fair value	Carrying value	Fair value
Financial assets				
Loans	0	0	0	0
Trade receivables	306	306	152	152
Cash and cash equivalent	7	7	571	571
Bank balances other than cash and cash equivalent	96	96	173	173
Loan to subsidiaries - redeemable non cumulative preference shares	1,104	1,104	-	-
Other current financial assets	177	177	182	182
Financial liabilities				
Non Convertible Debentures	7,391	7,391	-	-
Compulsory convertible Debentures	1	1	1	1
Derivative instruments- Cross currency interest rate swaps	-	-	350	350
Term loan in Indian rupees from bank	-	-	1,016	1,016
Term loan in Indian rupees from financial institutions	-	-	469	469
Short-term borrowings	23	23	50	50
Trade payables	249	249	176	176
Buyer/supplier's credit	-	-	5,127	5,127
Other current financial liabilities	66	66	429	429

The management of the Company assessed that current investments, cash and cash equivalents, trade receivables, trade payables, short term borrowings, other current financial liabilities and other current financial assets approximate their carrying amounts largely due to the short-term maturities of these instruments.

The following methods and assumptions were used to estimate the fair values:

- The fair values of the Company's term loans from banks and financial institutions including current maturities are determined by using Discounted Cash Flow (DCF) method using discount rate that reflects the issuer's borrowing rate as at the end of the reporting period. The own non-performance risk as at 31 March 2018 was assessed to be insignificant.
- The Company enters into derivative financial instruments with various counterparties, principally financial institutions with investment grade credit ratings. Cross currency interest rate swaps are valued using valuation techniques, which employs the use of market observable inputs. The models incorporate various inputs including the credit quality of counterparties, foreign exchange spot and forward rates, yield curves of the currency, interest rate curves and forward rate curves of the underlying instrument. The changes in counterparty credit risk had no material effect on the hedge effectiveness assessment for derivatives designated in hedge relationships.

31 Fair value hierarchy

The Company categorizes assets and liabilities measured at fair value into one of three levels depending on the ability to observe inputs employed in their measurement which are described as follows:

- Level 1 - Inputs are quoted prices (unadjusted) in active markets for identical assets or liabilities
- Level 2 - Inputs are inputs that are observable, either directly or indirectly, other than quoted prices included within level 1 for the asset or liability
- Level 3 - Inputs are unobservable inputs for the asset or liability reflecting significant modifications to observable related market data or Company's assumptions about pricing by market participants.

The following table provides the fair value measurement hierarchy of the assets and liabilities of the Company :-

Quantitative disclosures fair value measurement hierarchy for assets/liabilities as at period end:

	Level of fair value measurement	31 March 2018		31 March 2017	
		Carrying value	Fair value	Carrying value	Fair value
Financial assets not measured at fair value					
Measured at amortised cost					
Financial Assets (Non current): Loans	Level 2	0	0	0	0
Total		0	0	0	0
Financial Assets (Current): Others					
Loan to subsidiaries - redeemable non cumulative preference shares	Level 2	1,104	1,104	-	-
Other current financial assets	Level 2	177	177	182	182
Total		1,281	1,281	182	182
Trade receivables	Level 2	306	306	152	152
Cash and bank balances					
Cash and cash equivalent	Level 2	7	7	571	571
Bank balances other than cash and cash equivalent	Level 2	96	96	173	173
Total		103	103	745	745
Financial liabilities not measured at fair value					
Measured at amortised cost					
Long-term borrowings					
Non Convertible Debentures	Level 2	7,391	7,391	-	-
Compulsory convertible Debentures	Level 2	1	1	1	1
Term loan in Indian rupees from banks	Level 2	-	-	1,004	1,004
Term loan in Indian rupees from financial institution	Level 2	-	-	469	469
Buyer/supplier's credit	Level 2	-	-	5,127	5,127
Total		7,392	7,392	1,474	1,474
Short-term borrowings	Level 2	23	23	50	50
Trade payables	Level 2	249	249	176	176
Financial liabilities (Current): Others					
Current maturities of long term borrowings	Level 2	282	282	17	17
Interest accrued but not due on borrowings	Level 2	2	2	81	81
Interest accrued but not due on debentures	Level 2	-	-	-	-
Capital creditors	Level 2	64	64	347	347
Purchase consideration payable	Level 2	-	-	-	-
Share application money received and due for refund		-	-	-	-
Derivatives in effective hedges- Cross currency interest rate swaps	Level 2	-	-	350	350
Total		348	348	796	796



Particulars	Fair value hierarchy	Valuation technique	Inputs used
Financial assets measured at fair value			
Investments	Level 2	Discounted cash flow	Prevailing interest rates in the market, Future cash flows
Financial assets not measured at fair value			
Loan to subsidiaries - redeemable non cumulative preference shares	Level 2	Discounted cash flow	Prevailing interest rates in the market, Future cash flows
Trade receivables	Level 2	Discounted cash flow	Prevailing interest rates in the market, Future cash flows
Cash and cash equivalent	Level 2	Discounted cash flow	Prevailing interest rates in the market, Future cash flows
Bank balances other than cash and cash equivalent	Level 2	Discounted cash flow	Prevailing interest rates in the market, Future cash flows
Recoverable from related parties	Level 2	Discounted cash flow	Prevailing interest rates in the market, Future cash flows
Loans to related parties	Level 2	Discounted cash flow	Prevailing interest rates in the market, Future cash flows
Unbilled revenue	Level 2	Discounted cash flow	Prevailing interest rates in the market, Future cash flows
Interest accrued on fixed deposits	Level 2	Discounted cash flow	Prevailing interest rates in the market, Future cash flows
Interest accrued on loans to related parties	Level 2	Discounted cash flow	Prevailing interest rates in the market, Future cash flows
Financial liabilities not measured at fair value			
Non Convertible Debentures	Level 2	Discounted cash flow	Prevailing interest rates in the market, Future cash flows
Term loan in Indian rupees from banks	Level 2	Discounted cash flow	Prevailing interest rates in the market, Future cash flows
Term loan in Indian rupees from financial institution	Level 2	Discounted cash flow	Prevailing interest rates in the market, Future cash flows
Short-term borrowings	Level 2	Discounted cash flow	Prevailing interest rates in the market, Future cash flows
Trade payables	Level 2	Discounted cash flow	Prevailing interest rates in the market, Future cash flows
Interest accrued but not due on borrowings	Level 2	Discounted cash flow	Prevailing interest rates in the market, Future cash flows
Interest accrued but not due on debentures	Level 2	Discounted cash flow	Prevailing interest rates in the market, Future cash flows
Capital creditors	Level 2	Discounted cash flow	Prevailing interest rates in the market, Future cash flows
Derivative instruments- Cross currency interest rate swaps	Level 2	Discounted cash flow	Prevailing interest rates in the market, Future cash flows
Current maturities of long term borrowings	Level 2	Discounted cash flow	Prevailing interest rates in the market, Future cash flows



32 Financial Risk Management objectives and policies

"The Company's principal financial liabilities comprise loans and borrowings, trade and other payables.

The main purpose of these financial liabilities is to finance the Company's operations and to support its operations. The Company's financial assets include loans, trade and other receivables, and cash & cash equivalents that derive directly from its operations.

The Company is exposed to market risk, credit risk and liquidity risk. The Company's senior management oversees the management of these risks. The Company's senior management is supported by a various sub committees that advises on financial risks and the appropriate financial risk governance framework for the Company. These committees provides assurance to the Company's senior management that the Company's financial risk activities are governed by appropriate policies and procedure and that financial risks are identified, measured and managed in accordance with the Company's policies and risk objectives. The Board of Directors reviews and agrees policies for managing each risk, which are summarised as below.

Market Risk

Market risk is the risk that the Company's assets and liabilities will be exposed to due to a change in market prices that determine the valuation of these financial instruments. Market risk comprises 3 types of risk: interest rate risk, currency risk and other price risk such as equity price risk and commodity risk. Financial instruments affected by market risk include loans and borrowings and deposits.

The sensitivity analyses in the following sections relate to the position as at 31 March 2018. The sensitivity analyses have been prepared on the basis that the amount of net debt and the ratio of fixed to floating interest rates of the debt are all constant as at 31 March 2018.

Interest rate Risk:

Interest rate risk is the risk that the fair value of future cash flows of a financial instrument will fluctuate because of changes in market interest rates. The Company is exposed to interest rate risk primarily from the external borrowings that are used to finance their operations. The Company also monitors the changes in interest rates and actively re finances its debt obligations to achieve an optimal interest rate exposure.

Interest Rate Sensitivity

The following table demonstrates the sensitivity to a reasonable possible change in interest rates on financial liabilities, i.e. floating interest rate of borrowings in INR. With all other variables held constant, the Company's profit before tax is affected through the impact on loans and borrowings, as follows:

	31 March 2018		31 March 2017	
	Increase/decrease in basis points	Effect on profit before tax	Increase/decrease in basis points	Effect on profit before tax
INR	+ / (-) 50	(-) / + 5	+ / (-) 50	(-) / + 5
	31 March 2018		31 March 2017	
	Increase/decrease in basis points	Effect on equity	Increase/decrease in basis points	Effect on equity
INR	+ / (-) 50	(-) / + 3	+ / (-) 50	(-) / + 5

Foreign Currency Risk:

Foreign Currency risk is the risk that the fair value or future cash flows of an exposure will fluctuate because of changes in foreign exchange rates. The Company does not have any foreign currency exposures as on 31 March 2018. In case of foreign currency exposures, the Company monitors that the hedges do not exceed the underlying foreign currency exposure. The Company does not undertake any speculative transactions.

Credit Risk

Credit risk is the risk that the power procurer will not meet their obligations under a financial instrument or customer contract, leading to a financial loss. The Company is exposed to credit risk from their operating activities (primarily trade receivables) but this credit risk exposure is insignificant given the fact that substantially whole of the revenues are from state utilities/government entities.

Further the Company sought to reduce counterparty credit risk under long-term contracts in part by entering into power sales contracts with utilities or other customers of strong credit quality and we monitor their credit quality on an on going basis.

The maximum credit exposure to credit risk for the components of the balance sheet at 31 March 2018 and 31 March 2017 is the carrying amount of all the financial assets.

Trade Receivables

Customer credit risk is managed basis established policies of Company, procedures and controls relating to customer credit risk management. Outstanding customer receivables are regularly monitored. The Company does not hold collateral as security.

The Company has state utilities/government entities as it's customers with high credit worthiness, therefore, the Company does not see any risk related to credit. The credit quality of the customers other than state utilities/government entities is evaluated based on their credit ratings and other publicly available data.

Financial instruments and credit risk

Credit risk from balances with banks is managed by group's treasury department. Investments, in the form of fixed deposits, of surplus funds are made only with banks and within credit limits assigned to each counterparty. Counterparty credit limits are reviewed on an annual basis by the Company, and may be updated throughout the year subject to approval of group's finance committee. The limits are set to minimize the concentration of risks and therefore mitigate financial loss through counterparty's potential failure to make payments.



Liquidity Risk

Liquidity risk is the risk that the Company will encounter in meeting the obligations associated with its financial liabilities that are settled by delivering cash or another financial asset. The approach of the Company to manage liquidity is to ensure, as far as possible, that these will have sufficient liquidity to meet their respective liabilities when they are due, under both normal and stressed conditions, without incurring unacceptable losses or risk damage to their reputation.

The Company assessed the concentration of risk with respect to refinancing its debt and concluded it to be low. The Company has access to a sufficient variety of sources of funding and debt maturing within 12 months can be rolled over with existing lenders.

The Company rely mainly on long-term debt obligations to fund their construction activities. To the extent available at acceptable terms, utilized non-recourse debt to fund a significant portion of the capital expenditures and investments required to construct and acquire our wind and solar power plants and related assets. The Company's non-recourse financing is designed to limit default risk and is a combination of fixed and variable interest rate instruments. In addition, the debt is typically denominated in the currency that matches the currency of the revenue expected to be generated from the benefiting project, thereby reducing currency risk. The majority of non-recourse debt is funded by banks and financial institutions, with debt capacity supplemented by unsecured loan from related party.

The table below summarizes the maturity profile of financial liabilities of Company based on contractual undiscounted payments:

Year ended 31 March 2018	On demand	Less than 3 months	3 to 12 months	1 to 5 years	> 5 years	Total
Borrowings						
Non Convertible Debentures*	-	-	-	3,688	8,827	12,515
Compulsory Convertible Debentures (unsecured)	-	-	-	-	1	1
Short term borrowings						
Loans from related party	23	-	-	-	-	23
Other financial liabilities						
Current maturities of long term borrowings*	-	162	761	-	-	923
Interest accrued but not due on borrowings	-	2	-	-	-	2
Capital Creditors	31	33	-	-	-	64
Trades payables						
Trades payables	223	26	-	-	-	249

* Including future interest payments.

The Company expect liabilities with current maturities to be repaid from net cash provided by operating activities of the entity to which the debt relates or through opportunistic refinancing activity or some combination thereof.

Year ended 31 March 2017	On demand	Less than 3 months	3 to 12 months	1 to 5 years	> 5 years	Total
Borrowings (other than preference shares)						
Term loan from Banks*	-	-	-	599	1,527	2,126
Loans from Financial Institutions*	-	-	-	276	705	981
Buyer's credit	-	-	-	5,127	-	5,127
Compulsory Convertible Debentures (unsecured)	-	-	-	-	1	1
Short term borrowings						
Loans from related party	50	-	-	-	-	50
Other financial liabilities						
Current maturities of long term borrowings*	-	48	154	-	-	202
Interest accrued but not due on borrowings	-	81	-	-	-	81
Mark to market on derivatives	-	350	-	-	-	350
Capital Creditors	274	73	-	-	-	347
Trades payables						
Trades payables	128	48	-	-	-	176

* Including future interest payments.



33 Significant accounting judgments, estimates and assumptions

The preparation of financial statements requires management to make judgments, estimates and assumptions that affect the reported amounts of revenues, expenses, assets and liabilities and the accompanying disclosures. Uncertainty about these assumptions and estimates could result in outcomes that require a material adjustment to the carrying amount of assets or liabilities affected in future periods.

In the process of applying the accounting policies management has made certain judgements, estimates and assumptions. The key assumptions concerning the future and other key sources of estimation uncertainty at the reporting date, that have a significant risk of causing a material adjustment to the carrying amounts of assets and liabilities within the next financial year, are described below. The Company based their assumptions and estimates on parameters available when the financial statements were prepared. Existing circumstances and assumptions about future developments, however, may change due to market changes or circumstances arising that are beyond the control of the Company. Such changes are reflected in the assumptions when they occur.

Taxes

Deferred tax assets are recognised for unused tax losses to the extent that it is probable that taxable profit will be available against which the losses can be utilised. Significant management judgment is required to determine the amount of deferred tax assets that can be recognised, based upon the likely timing and the level of future taxable profits together with future tax planning strategies.

The Company makes various assumptions and estimates while computing deferred taxes which include production related data (PLFs), projected operations and maintenance costs, projected finance costs, proposed availment of deduction under section 80IA of the Income Tax Act, 1961 and the period over which such deduction shall be availed, accelerated depreciation, other applicable allowances, usage of brought forward losses etc. While these assumptions are based on best available facts in the knowledge of management as on the balance sheet date however, they are subject to change year on year depending on the actual tax laws and other variables in the respective year. Given that the actual assumptions which would be used to file the return of income shall depend upon the tax laws prevailing in respective year, management shall continue to reassess these assumptions while calculating the deferred taxes on each balance sheet date and the impact due to such change, if any, is considered in the respective year.

Fair value measurement of financial instruments

When the fair values of financial assets and financial liabilities recorded in the balance sheet cannot be measured based on quoted prices in active markets, their fair value is measured using valuation techniques including the DCF model. The inputs to these models are taken from observable markets where possible, but where this is not feasible, a degree of judgment is required in establishing fair values.

Assumptions include considerations of inputs such as liquidity risk, credit risk and volatility. Changes in assumptions about these factors could affect the reported fair value of financial instruments. See note 31 and 32 for further disclosures.

Depreciation on property, plant and equipment

Depreciation on property, plant and equipment is calculated on a straight-line basis using the rates arrived at based on the useful lives estimated by the management. Considering the applicability of Schedule II of Companies Act, 2013, the management has re-estimated useful lives and residual values of all its property, plant and equipment. The management believes that depreciation rates currently used fairly reflect its estimate of the useful lives and residual values of property, plant and equipment, though these rates in certain cases are different from lives prescribed under Schedule II of the Companies Act, 2013.

Basis legal opinion obtained, management is of the view that application of CERC and/or SERC rates for the purpose of accounting for depreciation expenses is not mandatory. Hence, Company is depreciating the assets bases on life as determined by an expert.



34 Capital management

For the purpose of the capital management, capital includes issued equity capital, compulsory convertible debentures, share premium and all other equity reserves attributable to the equity holders of the Company. The primary objective of the Company's management is to maximise the shareholder value.

The Company manage their capital structure and makes adjustments in light of changes in economic conditions and the requirements of the financial covenants.

To maintain or adjust the capital structure, the Company may adjust the dividend payment to shareholders, return capital to shareholders or issue new shares. The Company monitor capital using a gearing ratio, which is net debt divided by total capital plus net debt. The Company includes within net debt, interest bearing loans and borrowings, other payables, less cash and short-term deposits.

The policy of the Company is to keep the gearing ratio of the power project to 3:1 during the construction phase and aim to enhance it to 4:1 post the construction phase. This is in line with the the industry standard ratios. The current gearing ratios for the various projects in the Company is between 3:1 to 4:1.

In order to achieve this overall objective, the capital management of the Company, amongst other things, aims to ensure that they meet financial covenants attached to the interest-bearing loans and borrowings that define capital structure requirements. There have been no breaches in the financial covenants of any interest-bearing loans and borrowing in the current period.

No changes were made in the objectives, policies or processes for managing capital during the period ended 31 March 2018.

35 Commitments Liabilities and Contingencies (to the extent not provided for)

(i) Contingent liabilities

At 31 March 2018, the Company has contingent liabilities of INR Nil (31 March 2017: Nil)

(ii) Commitments:

Estimated amount of contracts remaining to be executed on capital account and not provided for

At 31 March 2018, the Company has capital commitment (net of advances) pertaining to commissioning of wind energy projects of INR 12 (31 March 2017: INR 42).

36 Details of dues to Micro, Small and Medium Enterprises as defined under the MSMED Act, 2006

Under the Micro, Small and Medium Enterprises Development Act, 2006, (MSMED) which came into force from 2 October 2006, certain disclosure are required to be made relating to Micro, Small and Medium Enterprises. On the basis of the information and records available with the management, there are no outstanding dues to the Micro, Small and Medium Enterprises development Act, 2006.

Particulars	As at 31 March 2018	As at 31 March 2017
The principal amount and the interest due thereon (to be shown separately) remaining unpaid to any supplier as at the end of each accounting year/period	Nil	Nil
The amount of interest paid by the buyer in terms of section 16, of the Micro Small and Medium Enterprise Development Act, 2006 along with the amounts of the payment made to the supplier beyond the appointed day during each accounting year/period	Nil	Nil
The amount of interest due and payable for the period of delay in making payment (which have been paid but beyond the appointed day during the year/period) but without adding the interest specified under Micro Small and Medium Enterprise Development Act, 2006.	Nil	Nil
The amount of interest accrued and remaining unpaid at the end of each accounting year/period; and	Nil	Nil
The amount of further interest remaining due and payable even in the succeeding years, until such date when the interest dues as above are actually paid to the small enterprise for the purpose of disallowance as a deductible expenditure under section 23 of the Micro Small and Medium Enterprise Development Act, 2006	Nil	Nil

37 During the year, the Company was converted to a public limited company from private limited company w.e.f. 1 November 2017. Pursuant to the provisions of section 177 of the Companies Act, 2013, the Company constituted audit committee subsequent to the year end on 30 April 2018 and ratified all the transactions undertaken by the Company earlier in the next audit committee meeting. Management considers that this is in compliance with section 177 of the Companies Act 2013

38 There are no employees on the rolls of the company and therefore no employee benefit expense accrued in the financial statements.


39 Absolute amounts less than INR 500,000 are appearing in the financial statements as "0" due to presentation in millions.


As per our report of even date
For S.R. Batliboi & Co. LLP
ICAI Firm Registration No.: 301003E/E300005
Chartered Accountants



per Anant Chugh
Partner
Membership No.: 505224
Place: Gurugram
Date: 29 May, 2018




For and on behalf of the
ReNew Akshay Urja Limited (formerly known as ReNew Akshay Urja Private Limited)


Managing Director
(Rahul Jain)
DIN- 07641891
Place: Shanghai, China
Date: 29 May, 2018


Chief Financial Officer
(Manish Karamchandani)
Place: Gurugram
Date: 29 May 2018


Director
(Gaurav Wadhwa)
DIN- 07641926
Place: Shanghai, China
Date: 29 May, 2018


Company Secretary
(Ramani Singh)
Membership No.: A32716
Place: Gurugram
Date: 29 May 2018